

The *Flyer*



Official Newsletter Of The



The Flyer

The Official Newsletter of the Coffs Coast Fly Fishing Club

AUGUST 2020

Contents

President's Report	Page 3
Editorial	Page 4
Club Executive	Page 5
August Meeting	Page 6
August Outing	Page 6
Tuesday Casting Group	Page 6
Mullet Mash 2020	Page 7
Committee Decisions	Page 8
Buy/Swap/Sell Night	Page 9
Swansea Outing	Page 10
Covid-19 Safety	Page 10
Club Library	Page 10
Club Calendar	Page 11
Fly Tying Workshop	Page 12
<i>Dunmore Report</i> by Tom Trefz	Pages 13-18
Casting Around	Pages 19-22
Eco Fishing Huts	Page 23
Freshwater Fishing Webpage	Page 24
Fly Tying Competition	Page 25
<i>Squirrel Popper ...</i> David Moppett	Pages 26-28
Openings and Closures	Page 28
Our Supporters	Page 29
Membership	Page 30
Wall Planner 2020	Page 31
Membership Form	Page 32



Cover: David Lindsay takes catching fish seriously and this was a serious rainbow trout he caught at Dunmore Trout Waters. David has caught more species of fish on fly than he has had birthdays and willingly shares his wealth of knowledge with fellow club members.

PRESIDENT'S REPORT

August 2020



Another month has skipped by in very quick time. I hope you have all been keeping safe and well and maintaining the social distance. Hopefully there has been no distancing of your fishing gear.

We were lucky as a club to get in what has now become an annual trek to Dunmore Waters at Ben Lomond. The weather was reasonably kind to us with only scattered showers and light winds on the Friday and Saturday. Unfortunately, the East Coast Low managed to reach us Saturday evening so Sunday became a wipe-out with clean up and pack up the priority. A lot of fish were captured and released over the weekend. Our Facebook page has a lot of these captures on display and a big thank you to those who shared their photos for publication. A lot of flies were used with success rates varying from minimal results on dry flies to most success on nymphs and Woolly Buggers.

The casting morning of a Tuesday is still being well patronised and I thank both Allan and David for their efforts in this area. I know if it wasn't for this activity, I would get virtually no practice in at all. It has been an important aspect of club life over the past few months both in a skill improvement area and as a social outlet.

The Club outing to Swansea has been cancelled because of the virus and its closeness to that area. Hopefully we will be able to get a few more activities in before we find ourselves in a Victorian type situation. Keep an eye on the Club Calendar for updates as well as the mid-month email for any changes that we may have to instigate.

Stay safe and tight lines

Doug

Editorial

Just when you thought it was safe to go back in the water! Last month I wrote of returning to normal programs and looking forward to regular outings and meetings. This month, as I write, I am not so sure. The second wave of Covid-19 has overtaken Victoria and is still not under control in Sydney and nearby regions. Your executive has met and made some changes to our calendar and is watching developments carefully. Further changes will be made should there be a need to act quickly to protect the health and safety of our members. This newsletter details the current state of play, but if more changes become necessary, watch for another Mid Month Update and check our Facebook Page.

Our first major outing since lockdown was the trip to Dunmore Trout Waters. You can read a report of this weekend away on pages 13-18. It was a great reminder of what belonging to a fly fishing club means - good company, good fishing, and a chance to relax and enjoy the great outdoors. We had planned a similar trip to Swansea to target Australian Salmon but the decision has now been made to cancel the outing this year.

There are still plenty of club activities happening to get you involved. Our first meeting since March will be held this month on Monday 17th and we have a great fun outing planned for Urunga on Saturday the 8th. The regular Tuesday casting group will continue to meet and the Committee is investigating how it can be expanded to cater for those members who are working.



Looking further ahead, we have plenty of events planned to help you enjoy your fly fishing addiction. Make sure you look at the club calendar for upcoming activities and put the dates in your diary. The virus has already made us miss a number of opportunities to get involved so you don't want to miss out on anything for the remainder of the year.

You'll find plenty of reminders in the newsletter about our August Buy/Swap/Sell night. We haven't had a meeting for a few months so I hope you make the effort to attend. Not only will you be able to catch up with fellow members, you will be able to grab yourself a bargain or two from all the gear that will be there to tempt you. If you are doing it tough, or you have saved some money while locked down, this will be an opportunity to add some needed fly fishing gear without spending a fortune.

It might be winter but you will receive a warm welcome when you attend a club meeting or outing this month. I hope to see you there.

Editor

Club Executive 2019-20



Doug Urquhart President
0458696138



Kevin Cosgrove Vice President
0438554843



Allan Ekert Secretary, Public Officer
and Newsletter Editor
0427457725



Walter Krainik Treasurer
0439187380



Rod Leane Assistant Secretary



Don Cummings Committee
0433157003



David Moppett Club Captain
0411723221



Glenn Colquhoun Committee
0409151270



Brian Bevan Committee
0409469562

August Meeting



Our first meeting post Covid-19 lockdown will be held on Monday 17th August commencing at 7.00pm at the Boambee East Community Centre. Please note the earlier starting time of 7.00pm giving us time to clean up and be home at a reasonable hour during winter.

This will be a general meeting where you can have your say on the decisions that have been made by the Committee during lockdown. Before the general meeting there will be a HUGE Buy/Swap/Sell session. Start collecting anything fishing related you would like to sell or swap and start saving your money to buy some of the bargains that will be available. See page 9 for a few more details.

As a requirement to open the Boambee East Community Centre there are limits to the number of people inside and special cleaning conditions we have to follow. I don't think we need worry about the 40 person capacity but we will have to record everyone's name and phone number. At the end of the meeting we will need to clean areas of the hall we have used and document our procedures. Everyone will be asked to help out in this regard.



August Outing

Our August outing will be to our Home waters at Urunga. It will be a fun day with the emphasis on learning and improving our casting. You can attend as a captain with your boat or as a crew member. We will make sure everyone who registers is matched up with a partner to learn all about catching mullet on bread flies. You might think fly fishing for mullet is a bit "Mickey Mouse" but if you want to improve your casting skills you shouldn't miss Saturday 8th August. Take a look at the poster on page 7 for all the details.



Tuesday Casting Group

The Tuesday casting group will continue to meet throughout August. The next session will be Tuesday 4th. Starting time will be 10.00am at the park in Mylestom (opposite the boat ramp). Whether you come for the casting or just a social get together, it ends up being an enjoyable morning out. We have up to 10 members regularly attending and some stay for lunch from the Café afterwards. If you are interested you can contact David on 0411723221 or Allan on 0427457725.



Mullet Mash 2020

Calling all club members to be a part of the inaugural Mullet Mash held at our home waters on the Bellinger / Kalang Rivers.

Saturday August 8th



Bimini (shotgun) start from the Urunga boat ramp closest to the bridge at 7.30 am
Finishing @ 12 noon. Lunch 12.30pm. Presentation 1pm.

A prize will be awarded for the longest and shortest Mullet caught on the day. Only fish photographed with the ID token that will be supplied to all members prior to the start will be eligible for the competition. All fish submissions will need to be photographed on a brag mat or similar measuring device with the token in clear view. Absolutely no fish, alive or deceased, will be eligible. Photographic entries only allowed. The judge's decision will be final - no exceptions. All entries are as individuals - no teams considered.

Cost \$5 per person, this includes
2 suitable flies, sausage sandwiches for lunch, ample bread for burley.

This is a club caring and sharing event. Boat captains will be teamed with other members. This pairing process will be based around experience and ability. The goal is for the more experienced member to share knowledge and guide the other to a memorable event.

Rest assured this format isn't a "dangle and hope" scenario. Some of our members have been actively targeting these mullet which offer a real casting challenge. It is highly addictive and fantastic sight casting fun. It's not unusual for large numbers to be caught with a possible bi catch of Bream and other species.

Long leaders /tippet 4lb on the lightest rod you own is the weapon of choice. The club has 4 perfect outfits available to lend - first in best dressed. Contact the secretary to book a club rod.

Nobody will be left on their own to flounder. Fishing "mud maps" will be supplied from 7.15 am on the day. Anyone who isn't 100% confident in the process will be looked after and teamed with a member who is. Don't be shy in attending this outing; you'll be fishing with people you know and who enjoy fly fishing like you.

Please attend ... don't pre judge. If it's not the best fun you've had in a long time we will refund your entry fee.



You MUST register for this event by 6th August
contact: David on 0411723221 or Allan on 0427457725

Committee Decisions

Here's what was decided at our July Committee meeting. If you would like a copy of the minutes just ask.

- Brett Clarke has agreed to be our guest fly tyer at the Workshop on Saturday 5th September. Mylestom Hall has been booked. The secretary to call Brett to discuss the program and costs
- No word yet from DPI on the Trout Workshop on Saturday 10th October. It was resolved we don't do any planning for this event until we know when DPI will open the Hatchery.
- Swansea trip to chase Australian Salmon has been scheduled for 13th-16th August. Anyone wanting to attend will need to notify us by the end of July. **(The Executive has since cancelled this event.)**
- Trip to Clarence River should be to Eatonsville not Lillydale as advertised in the club calendar.
- Two Styx at Ebor has been booked for the weekend of 23rd-25th October. Cost will be approximately \$50-60 per person per day plus food depending on numbers.
- The postponed trip to Keepit is to be rescheduled for 3rd - 6th December. It was resolved we don't do any planning for this event until we know whether restrictions will have to be re-introduced due to Covid-19.
- David Small has volunteered to be Assistant Treasurer. The Secretary is to talk to Walter and David before we establish the position of Assistant Treasurer at our next AGM.
- The idea that we switch our bank account to BCU has been put forward. The Secretary to investigate and report to the next meeting.
- Our first meeting following Covid Lockdown will be Monday 17th August. Garry has agreed to bring some stock for the Buy/Swap/ Sell table. We will also have rods, reels and fly tying gear from a local who was into the bass on fly scene before moving on. Everyone is encouraged to bring something to sell or swap and some money to buy.
- If our numbers attending meetings continue to fall we may have to consider a smaller and cheaper venue. Committee members to investigate alternate venues and report back at the next meeting. Any decision will have to be made at a General Meeting.
- Tuesday casting sessions are going well and will continue until interest wanes.
- Outing Urunga 8th August. Mullet Mash. How many fish can you catch and release on a bread fly? David and Greg to organize.
- It was agreed that we start fly tying sessions again in the new year. Venues and dates to be investigated by Committee Members with the view to finalizing in time for the new Calendar.

Make sure you attend the Buy/Swap/Sell night on Monday 17th August. This will be our biggest night ever with tables full of bargains. These pictures don't even begin to tell the story of what will be available and I am sure there will be more to come. If you bring \$100 I guarantee you will go home with gear valued at over \$200. Even if you haven't any money to spend there will be some free giveaways. You can't afford to miss this night.



Garry from A1FlyFishing will have a huge selection of fly fishing gear at rock bottom prices.



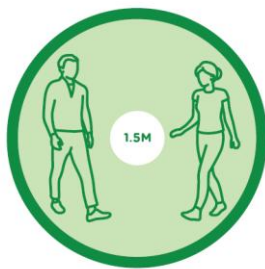
Don't forget to start collecting your unwanted fly fishing gear and bring it along to add to the stack of gear for sale.

Swansea Salmon Outing

In light of the Covid-19 cases in Port Stephens and the Sydney outbreak not yet being under control, the club Executive has made the decision to cancel the Swansea Salmon outing. This will disappoint those keen to catch an Australian Salmon on fly but the safety and wellbeing of our members is more important. There will be another chance to go to Swansea next year.


Covid-19 Safety

Members are asked to abide by the following guidelines whenever we meet:



Practise physical distancing.
Where possible, stay 1.5m apart.

- If members have any flu like symptoms they are requested not to attend club activities. (We won't ask you to complete a declaration form, as many groups are doing, but will trust you to make the right decision if you are in doubt).



Stay at home and
self-isolate if you are unwell.

- The sharing of equipment should be avoided where possible and frequent use of hand sanitizer is encouraged. Sanitizer will be available at all club activities.

- During this time many people are refraining from shaking hands and hugging. If you are a gregarious person you might want to check the body language of the person you are approaching to gauge their feelings on this matter. Not shaking hands or touching during this time shouldn't be seen as being unfriendly.



Wash your hands regularly
with soap and water.

- You must register and sign in with your phone number for all club activities. If you have the COVIDSafe app active that would be another safeguard.
- When food and drink is part of a club activity you should consider bringing your own crockery and cutlery. For the immediate future, the club will be using disposables.

Club Library

Yes, we do have a club library! It's not very big but thanks to another generous donation from Ben Nieuworth it is growing. The latest additions include a DVD telling the story of Hardy fly rods and reels and a book by Jack Ritchie called "The Australian Trout". To borrow from the club Library contact the Secretary.

Club Calendar 2020

We are cautiously returning to regular programs. Please note the changes to the calendar and check each month for updates. Although the dates and venues have been set, there may need to be further changes as the situation surrounding the Covid-19 virus develops.

Month	Outings	Activities
JANUARY	No outing this month Casting at Mylestom at 5.00pm on Monday 20 th .	Club Meeting at Mylestom Monday 20 th
FEBRUARY	Home Waters Saturday 15 th	Club Meeting Monday 17 th
MARCH	Forster Fly Muster (Cancelled) Tasmania Tues 3 rd - Sat 14 th	Club Meeting Monday 16 th
APRIL CANCELLED	Keepit Carp Caper Friday 3 rd - Sunday 5 th (some members will be going Thursday 2 nd)	Club Meeting Monday 20 th
MAY CANCELLED	Home Waters Saturday 9 th Fly Fishing for Trout Workshop Saturday 23 rd	Club Meeting Monday 18 th
JUNE CANCELLED	Lake St Clair Friday 12 th - Sunday 14 th Home Waters Saturday 27 th	Club Meeting Monday 15 th
JULY	Casting Day Saturday 4 th July Dunmore Waters Fri 24 th - Sun 26 th	No Club Meeting Monday 20 th
AUGUST	Home Waters Mullet Mash Saturday 8 th Swansea Channel Thursday 13 th - Sunday 16 th Cancelled.	Club Meeting Monday 17 th
SEPTEMBER	Fly Tying Workshop Saturday 5 th Clarence River Eatonsville Saturday 19 th	Club Meeting Monday 21 st
OCTOBER	Trout Workshop Ebor Saturday 10 th Ebor Trout Weekend Fri 23 rd - Sun 25 th	Club Meeting Monday 19 th
NOVEMBER	Home Waters Saturday 21 st	Club Meeting Monday 16 th
DECEMBER	Keepit Carp Caper Thursday 3 rd - Sunday 6 th	No Club Meeting

Fly Tying Workshop

On Saturday 5th September we will be holding a fly tying workshop with Brett Clarke from BWC flies. Brett is a commercial fly tyer who also runs an online shop selling fly tying materials and equipment. He is also an accomplished fly fisher.



The workshop will be held at the Mylestom Hall commencing at 9.00am and finishing by 3.00pm. The cost for the full day of instruction and fly tying will be \$25. This will include all the materials you will need to tie at least 4 flies under Brett's guidance. Lunch and morning tea will be provided.



We will be tying fly patterns for bream, flathead, bass, luderick and other estuary species. These flies are a little more complicated than your average trout fly and retail around the \$10 each mark. You will get enough material to make at least \$40's worth of these flies and better still, you will go away with the skills and knowledge to tie them yourself. Even if you are beginner, Brett will have you tying flies in a day that will catch fish in our local waters. For the advanced fly tyers, Brett will be demonstrating some more complex patterns and showing how to use UV Resins.

This will be an opportunity not to be missed. Places are limited for the workshop so you will have to register by our August 17th meeting. You can register at the meeting or by contacting the secretary by email or phone (0427457725). An opportunity to work with a fly tyer of Brett's experience doesn't come along very often so if you are interested in fly tying this is a must.

If you are just starting fly tying don't be put off by the thought that the flies will be too hard for you. Brett is a great teacher and his hands on approach will ensure everyone has success. You will learn so much from this day ... and have fun catching up with fellow fly fishing fanatics.

If you want to see some of the flies Brett ties and the fish he catches, check out his Socials.



Dunmore Waters Report

by **Tom Trefz**

The Dunmore Waters club outing arrived at last for those eager members wanting to test their casting skills, straighten their fly lines as well as catching up with other members after a long break due to the lockdown. The unfolding of home tied flies for some also added to the excitement of the occasion.

Doug, David, Brian Allan, Glenn, Dave, Ray and I arrived Friday at lunch time to a freshly filled spring-fed lake, unlike the previous year of low water level. This made for some busy fishing on the edges. After some frenzied rod and gear assembling we all spread out around the lake and soon enough heard some whooping with a few fish having been caught. Now, ex brood stock rainbows might not be everyone's cup of tea, but with the water suitably chilled these trout were healthy and at anywhere between two to five lb. one had to pay attention when hooked up.



Dinner consisted of meat bought from Doug's local butcher with fresh bread and salads; this fuelled our bellies for Saturday's challenge. We woke to a few showers and a very cold wind but it was fishable. Ray took up his position on "Ray's Point" and proceeded to catch fish the way he had the previous day. He had two in the net before anyone had wet a line. The day proved to be a little slower in producing fish but everyone still got a fish or two. Doug broke out his specialty dish for dinner and Ray served up delicious homemade

pancakes. The clean dishes were testimony to a meal much appreciated.




Sunday morning we woke to constant rain so sadly fishing was out the question but at that point the fisherman were of the consensus that they were happy with the weekend's fishing and packed up to wend their way home. It was again a terrific team effort that was enjoyed by all and especially good to spend time with like-minded people

Tom Trefz

Postscript

by **The Editor**



As a postscript to Tom's great report, I want to give you an idea of what is involved in a weekend such as this and why you should make an effort to go next year. This was our third trip to Dunmore and I have no hesitation in saying that we will be going back again next year (if this virus gets doesn't stop us.)

The first issue I want to address is why you would pay to go to a private fishery. In the case of Dunmore Trout Waters, the cost works out at about \$115 per person per day and this includes accommodation, food, (provided by the club) and fishing in the stocked dams. There is no guarantee that you will catch a fish but you are guaranteed there are fish to be caught. On our recent trip about 30 trout were caught and released by 8 members over one and a half days (we were rained out on Sunday morning). For the beginner, there is every opportunity to land your first trout on fly and experienced trouties will enjoy sight fishing and stalking big trout in shallow water. Another advantage of a private fishery is that you know the size of the fish is going to be bigger than most fish you will catch in a local river. This sort of fishing might not suit everyone but if you want to hone your fly fishing skills without having to go to Tasmania or New Zealand this is a great option.

Part of the attraction of Dunmore is how easy and convenient it is. The accommodation is cosy and warm and you can just hop out of bed and walk down to the lake to fish. You may have to scrape the ice off your rod and be careful not to slip on the frost but when you fish in winter up there you have to expect it to be cold. Luckily for us this year, there was cloud cover and temperatures ranged from 5 to 12 degrees each day.



There are a variety of places to fish at Dunmore with a large lake in front of the cabin and a number of smaller dams. Even in winter there are opportunities to fish dry fly as well as nymphs and streamers. Sub surface flies were the most successful but the purists still caught fish on dries. Seeing fish and knowing that there were plenty stocked in the lake gave people confidence to experiment with their flies and techniques.



The following photos and comments will give you a better idea of what a club trip to Dunmore is like. It is one of our most successful club trips because plenty of fish are caught and everyone has a great time socially with like minded people. All being well, we will plan another trip in July 2021.



Ray has caught trout before but not as many and as big as the ones he got at Dunmore. Ray found a “honey hole” on the rocky shore and kept busy all weekend catching and releasing (sometimes unintentionally) big trout.


President Doug found his lucky beanie worked a treat and caught his share of feisty rainbows.





Club Captain David and Glenn arrived early to make the most of the sunshine. It didn't last! Dave brought his boat/canoe along.

The "crawdad" gave David and Glenn the opportunity to explore all the lake without getting their feet wet and land some great looking trout.





The best part of Dunmore is the food, the relaxing atmosphere, the good company and the roaring fire.



If you want to go to Dunmore in the winter you had better make sure you have the right clothing and footwear. At least it is too cold for the snakes!



Tom, aka "The Trout Whisperer," took social distancing to the extreme and spent all his time stalking trout in the shallow backwaters away from the crowd. He won some and lost some and fished longer and harder than anyone else.

Even the club secretary managed to catch a fish. If you are viewing this on your PC you can try Ctrl Clicking on the photo below and watch the video.





A New Fly Rod

At some stage in our fly fishing journey we all dream of having another fly rod. At the beginning that dream is stronger as we realize that one rod is not going to be enough. Towards the end of the journey there comes contentment and satisfaction in the rods we own. That is, of course, unless you are a “fly rodaholic”, when owning another fly rod is a constant imperative.

We buy new fly rods for many reasons. In the beginning almost any rod will do as long as it meets our budget. Then you come to realize that learning to cast is not going to be as easy as you first thought. Maybe a new fly rod will make you a better caster. As a fly casting instructor I can tell you emphatically, a new fly rod **will** help you with your casting - but maybe not for the reasons you think.

The marketing departments from the major rod manufacturers will tell you how their new fly rods will make your loops tighter; your casting more accurate and add metres to the length of your cast. They probably won't tell you they are not much different to last year's model and cost a lot more. Admittedly, the latest rods bring advances in technology which makes them lighter, stronger and more responsive but unless the caster can take advantages of these innovations a new rod is not going to make much difference to someone learning to cast. To cast better you need to be a better caster and not rely on a new fly rod to solve your problems.

I learnt early on that buying the latest and greatest fly rod was not going to improve my casting ... but I'm glad I bought the rod. A poor craftsman always blames his tools and when I was struggling with getting distance and accuracy I was quick to blame the rod. When the purchase of a state of the art graphite rod from a leading fly rod manufacturer didn't seem to make much difference (except to my bank account) I knew it was up to me to work on my casting and not look for easy solutions. So buying a new fly rod will help with your casting ... but only if it makes you realize you cast the rod and the rod is only as good as your casting skills.



Buying a new fly rod can lead to other ways to improve your casting. A new toy always gets more attention so a new fly rod is going to be taken out of its tube and cast more often. The more you cast the rod the better your casting should become. And if you are going to show off your new rod in front of you club mates or on the water you had better be sure it makes you look good. If the new rod doesn't immediately make you casting better - which it won't - you need to practice more. You may even realize you need a lesson or two from someone who seems to make it look a lot easier than you - even with an old rod. When you see the light and practice to become better, you have reaped the benefits of buying a new fly rod.

Adding to your fly rod collection is not just about improving your casting. Once you start branching out into catching different species in different locations you are going to need new rods. These might be a different length or weight to suit the flies you are trying to cast and the fish you are trying to catch. When I moved from just being a "troutie" to fly fishing in the salt, not only did I need new rods but I had to learn new casting skills. Casting a size #22 Adams on a 2 weight is very different to casting a size #4/0 Clouser on an 8 weight ... especially in the wind. Each new rod wasn't necessarily going to help me improve but gave me reason to practice my casting. In the end it is not the rod that makes you a better caster, it is the time you put into learning to cast it.

As you wind your way along the road, or should that be river, on your fly fishing journey, you may find yourself buying rods that look nothing like the state of the art, latest and greatest graphite models, that you are constantly being told will make you a better caster. I started fly fishing when fibreglass and bamboo were the rods of choice and although I jumped straight into graphite I have found myself returning to these rods of old. Modern glass rods have come a long way. Glass is stronger and more forgiving than graphite and it is well worth your while adding one to your fly rod collection. From the casting perspective, glass and bamboo will help you improve as they will make you slow down and learn to vary your casting stroke. I would go as far as to say that everyone should cast a glass or bamboo rod at some time if they want to become a better caster.



If you are going to buy a new fly rod you will probably be tempted to buy a new fly line too. This is a good thing because one of the easier ways to improve your casting is to find an appropriate fly line to match your rod and your casting. If you haven't bought a new fly line for a while you will be amazed at the options that are now available to you. Not only are there more tapers, these lines are slicker and more suitably weighted for modern rods. Putting a new line on might even make enough difference for you not to **need** another rod ... but you **want** a new rod don't you?

Finally, if you buy a new fly rod it will make you a better caster because you have committed to continue your journey in fly fishing. Fly fishing is lifelong pursuit. The commitment and the confidence a new rod will bring, will motivate you to improve your casting along the way. The new rod doesn't have to be expensive to achieve this goal. When I look at my collection I find rods from all levels of the market and those I have bought secondhand. I have quite a few bargains that I have picked up from people who thought they wouldn't need to practice or get a lesson once they bought a new fly rod! You can improve your casting with any rod as long as you put in the time.



My collection of fly rods has grown along with my casting skills. Hopefully, I am not a “fly rodaholic” yet but when I look in the cupboard it’s not bare! You wouldn’t expect having a lot of fly rods would be a problem. It isn’t, until you have to choose a rod for a fishing trip. I shouldn’t complain. I am lucky enough to have rods of varying actions, lengths, weights, pieces and rods made from graphite, fiberglass and bamboo. Collecting fly rods for me is one case where less has never been more! Each time one of these rods was added to my collection it has helped me to become a better caster. Buying a new fly rod will improve your casting ... but only if it leads you to spend more time practicing.



Eco Fishing Huts

This is an Ad from the Department of Primary Industries for Eco Fishing Huts. They would make a great base for fishing trips or family getaways. There are three huts in our area worth looking at.

Editor

Eco Fishing Huts are back! There are 19 amazing locations in national parks across NSW that are now open again for booking. There are some fantastic opportunities to enjoy great fishing in spectacular locations from freshwater mountain streams to coastal beaches and rocky headlands.

You can now save a massive 45% on your Eco Hut stay, thanks to an exclusive discount supported with funds from the Recreational Fishing Trusts!

Now is the time to take advantage of this incredible offer. Go with the family or a group of friends and enjoy the isolation of these amazing stays.

These unique wilderness accommodation opportunities are available until 31 December 2020 so be quick as the prime times and more popular locations are sure to fill up fast.

For more information or to book your next fishing adventure check out our website: <https://bit.ly/2glub6U>.

Be sure to enter the code "ECOHUTS" and include your recreational licence number (or your fishing fee exemption details, for example, if you're a pensioner) in the comments section when you make your booking.

The Eco Fishing Huts initiative is a great example of your fishing fees at work!

Tom's Cabin

New England National Park

Tom's Cabin offers basic accommodation for walkers and nature lovers in the heart of New England National Park. Great for a family holiday, or a weekend with friends.

If you love spinning or fly fishing for feisty trout in fast running streams, then a weekend at Tom's Cabin is a must-do. Tom's Cabin offers access to a variety of waterways and you can also plan a visit to DPI's Dutton Trout Hatchery, which is located close by.



The Residence

New England National Park

Located at Banksia Point, just near the striking views at Point Lookout, The Residence is ideal cottage accommodation for families and friends wanting to explore the great Aussie bush.

Enjoy wilderness style lure and fly fishing for feisty trout in the nearby Styx River and associated waterways.



Tuckers Rocks cottage

Bongil Bongil National Park

Bundagen Cottage, also known as Tuckers Rocks, is a private self-contained beach house in Bongil Bongil National Park on the north coast of NSW.

This cottage offers great access to estuary, beach and offshore fishing in some of the State's most productive waters. Depending on the season and the type of fishing you prefer, you can target mullet, tailor, snapper, marlin, bass, mangrove jack, bream, luderick Spanish mackerel plus plenty of other great sport and table species.



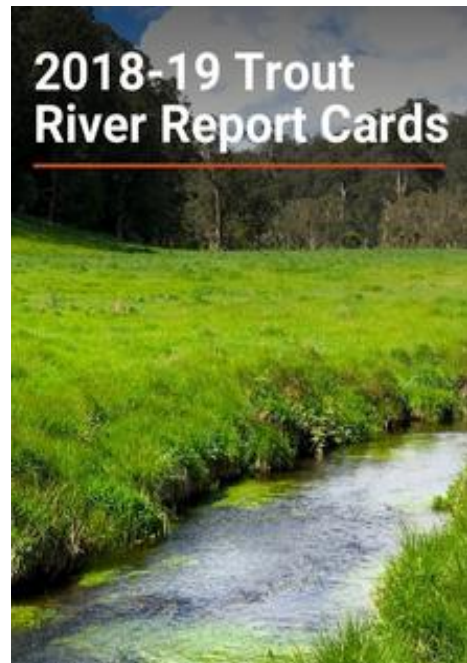


Freshwater Fishing Webpage!

The NSW Department of Primary Industries has launched a brand new [freshwater fishing research webpage](#) which provides the latest information on the research and monitoring of our freshwater fisheries!

The webpage also has a range of cool interactive features to help you out on your next fishing trip, with information and maps for angler access, stocking sites, distribution and numbers of fish for select areas!

If you are interested in freshwater fisheries and want to keep up to date with what's going on in NSW, check it out [here](#) or ctrl click on one of the photos in the next column.



Fly Tying Competition

The winner of the fly tying competition for the month of July was Brian Bevan (aka Pip). Pip won with his "Red Head Blonde." I don't think any salmon could refuse this fly. Pip also gets bonus points for the work he has put into his tying station.



Jason Stratford continues to post amazing flies on Facebook but not always with the thought of going in the competition. This month he has been tying Tiny Candies which will also entice a salmon, or anything that likes eating anchovies. These flies are so good they will even catch a finger!



Pip's "Red Head Blonde." will go in the cabinet of fame which, fittingly, was made by Pip.



The competition will return to being held at our regular meetings starting 17th August. This month's theme for the competition will be a popper. You will have to tie two copies of your best popper fly and bring them to the meeting. The fly that gets the most votes at the meeting will be declared the winner. It will be great to be able to see and touch the flies again before having to vote.

The popper is an effective and proven pattern designed to move water using a concave or hollowed nose. Poppers aim to simulate any sort of distressed creature that might be moving or struggling on the surface of the water (baitfish, frogs, insects etc). This pattern is used for many species of fish from bass and bream to Giant Trevally.

Flies to be tied for the coming month's are:
September ... Prawn or Yabby Pattern
October ... Crab or clouser pattern
November... Spotlight fly or foam fly

Fly Tying

The Squirrel Popper

Our guest fly tyer this month is our Club Captain, David Moppett. David has chosen his favourite Squirrel Popper as an example of a fly you could tie for this month's fly tying competition. David hasn't been tying flies for all that long but is really getting into it now and producing some unique and effective patterns.

Squirrel poppers are pretty straight forward.



Step 1. Go to Clark rubber and get a clip in EVA mat; this material is soft yet robust. The clip in part has half your work done for the head already. Trim as shown in the picture.



Step 2. Hooks as shown



Step 3. Cut slot in head - must be on an angle, deeper at the front slightly, resulting in the face sloping downwards. That way when you retrieve the popper the pull of the line will raise it up. Hence you can "rock" on the spot and or pop as expected with the full face pushing water. Without the angle you'll have an upward trajectory not efficiently moving water.




Step 4. Remembering less can be more; choose your tail material the pics show my selection. When placing your main tail strands, after you've wrapped say three times, pinch the strands (maybe could be described as a back and forward wriggle). This will displace the fibers to migrate all around the hook avoiding bunching. Wrap off. Then add your balance of material to your desired configuration. As these are only bundles of six it's pretty easy to secure around the shank. A quick dab of UV resin front and rear to lock that off.




Step 7. Placing the eyes ... super glue here. Don't rely on the adhesive on the eye, the rubber will flex too much. Go with the biggest eye you can, while still giving some proportion.



Step 5. Place head on shank; double check the angles are still to your liking -it may need a slight cut. Use super glue to bring the head and hook together as a long term unit. I actually plied the excess super glue onto the beginning of the tail area so the appearance of the silhouette could be larger without the encumbrance of a longer bulkier hook.



Step 6. Pinch the rear of the body with your fingers, and then bind down hard with thread to secure the body resulting in a flare of the last 4/5 mm. This dramatically changes the back section. The idea here is to break the water surface tension resulting in greater bubble distribution or when fished in the "rock " mode again relieving surface membrane tension allowing the tail to develop its full attracting potential. The tail will flow and tantalise, enhancing the flash of the strands off minimal natural light.





How to use the Squirrel fly:

When fishing this fly don't be afraid to let it sit static for protracted periods and just drift along the bank in the target zone, utilising a "rocking" effect by just tapping your rod. If done properly the fly will stay on course, with the unobtrusive body movement. It can really be the attack trigger for more Bass and Bream than you would expect - hence the flashy flowing tail to encourage curiosity and increase the anger trigger point. These fish, especially Bass, don't like intruders in their zone - note to self: "they don't play well with others."

With the sitting static period, how long is long enough? I was once told by an old Bass legend: *"Cast your lure into a snag leaving it sit, then roll a cigarette. When that's done make two, just two, gentle taps on the rod to make the lure rock. If no strike, (if a bass was there you would usually get one), retrieve the lure slowly. When you think you're going slow enough - slow it down by half again."*

That advice was the best snag / bank fishing advice anyone ever gave me.

Openings & Closures

Bass

Zero bag limit for bass and estuary perch ends 31 August. There is no closure in stocked freshwater impoundments, including Glenbawn Dam and Glennies Creek Dam in the Hunter Valley, Brogo Dam near Bega and Clarrie Hall and Toonumbar Dams.



Eastern Freshwater Cod

The annual three month fishing closure of the Mann and Nymboida Rivers and their tributaries comes into effect 1 August to 31 October. **All** fishing in the specified area is prohibited.




Trout

The trout season in Northern NSW opens on the October long weekend. Trout dams remain open to fishing throughout the year.



Murray cod

Season closed in NSW from 1 September to 31 November, except Copeton Dam.



Our Supporters

These people have all helped our club in one way or another. When you are looking for products and services make sure you consider them first



Membership Fees

Membership Fees are as follows:

Adult membership \$30

Concession membership \$20

Junior membership free

eMembership free

The membership year runs from 1st July to 30th June. If paying membership after December fees will be reduced by 50%.

¹ Concession membership is available to senior cardholders, pension card holders (including disability support and aged), Centrelink and Veterans Affairs cardholders

² eMembership replaces Distant Membership and is available to anyone not wanting to attend meetings or events but still retain the other benefits of club membership. eMembers are not covered by Club Insurance. eMembers wanting to participate in an event or meeting must pay to become full members.

³ Junior membership is available to anyone attending primary or secondary school.

Fees can be paid:

1. **In cash** or by **cheque** at the next meeting or fly tying night. (cheques made payable to Coffs Coast Fly Fishing Club Inc.

2. **By cheque** posted to:

The Secretary
Coffs Coast Fly Fishing Club
11 Butterfly Close
Boambee East
NSW 2452

3. **Direct deposit:**

BSB 062-678

Account Number: 10333424

Name: Coffs Coast Fly Fishing Club Inc

Reference: Your surname

If you are making an electronic deposit please send an email to ccffc@tpg.com.au to indicate you have paid as we do not have online access to our account. When depositing make sure you include your surname in the Reference section. e.g. **Ekert Membership.**

Club Contact Address

Our official email address is ccffc@tpg.com.au.

Our mailing address is:

The Secretary
Coffs Coast Fly Fishing Club
11 Butterfly Close
Boambee East
NSW 2452

Electronic Contacts

We have a Coffs Coast Fly Fishing Club website which can be found at:

<http://coffscoastflyfishing.weebly.com/>.

If you find problems with the website such as broken links please email the Secretary so they can be rectified.

Our Facebook Page can be found at:

<https://www.facebook.com/coffscoastflyfishing/>

We have a **Facebook Group**. If you are on FB all you need to do is search for Coffs Coast Fly Fishers and ask to join the Group. Currently there are 247 members in this group.



2020 Calendar

	Jan	Feb	Mar	Apr	May	Jun	Jul	Aug	Sep	Oct	Nov	Dec	
1	We	Sa	Su	We	Fr	Mo	We	Sa	Tu	Th	Su	Tu	1
2	Th	Su	Mo	Th	Sa	Tu	Th	Su	We	Fr	Mo	We	2
3	Fr	Mo	Tu	Fr	Su	We	Fr	Mo	Th	Sa	Tu	Th	Keepit 3
4	Sa	Tu	We	Sa	Mo	Th	Sa Casting Day	Tu	Fr	Su	We	Fr	Keepit 4
5	Su	We	Th	Su	Tu	Fr	Su	We	Sa Fly Tying	Mo	Th	Sa	Keepit 5
6	Mo	Th	Fr	Mo	We	Sa	Mo	Th	Su	Tu	Fr	Su	6
7	Tu	Fr	Sa	Tu	Th	Su	Tu	Fr	Mo	We	Sa	Mo	7
8	We	Sa	Su	We	Fr	Mo	We	Sa Mullet Mash	Tu	Th	Su	Tu	8
9	Th	Su	Mo	Th	Sa	Tu	Th	Su	We	Fr	Mo	We	9
10	Fr	Mo	Tu	Fr Easter	Su	We	Fr	Mo	Th	Sa Trout Worksh op	Tu	Th	10
11	Sa	Tu	We	Sa Easter	Mo	Th	Sa	Tu	Fr	Su	We	Fr	11
12	Su	We	Th	Su Easter	Tu	Fr	Su	We	Sa	Mo	Th	Sa	12
13	Mo	Th	Fr	M Easter	We	Sa	Mo	Th	Su	Tu	Fr	Su	13
14	Tu	Fr	Sa	Tu	Th	Su	Tu	Fr	Mo	We	Sa	Mo	14
15	We	Sa Outing	Su	We	Fr	M	We	Sa	Tu	Th	Su	Tu	15
16	Th	Su	M Club Meeting	Th	Sa	Tu	Th	Su	We	Fr	M Club Meeting	We	16
17	Fr	M Club Meeting	Tu	Fr	Su	We	Fr	M Club Meeting	Th	Sa	Tu	Th	17
18	Sa	Tu	We	Sa	M	Th	Sa	Tu	Fr	Su	We	Fr	18
19	Su	We	Th	Su	Tu	Fr	Su	We	Sa Clarence River	Mo Club Meeting	Th	Sa	19
20	M Club Meeting	Th	Fr	M	We	Sa	M	Th	Su	Tu	Fr	Su	20
21	Tu	Fr	Sa	Tu	Th	Su	Tu	Fr	M Club Meeting	We	Sa Outing	Mo	21
22	We	Sa	Su	We	Fr	Mo	We	Sa	Tu	Th	Su	Tu	22
23	Th	Su	Mo	Th	Sa	Tu	Th	Su	We	Fr Ebor Weekend	Mo	We	23
24	Fr	Mo	Tu	Fr	Su	We	Fr Dunmore Waters	Mo	Th	Sa Ebor Weekend	Tu	Th	24
25	Sa	Tu	We	Sa	Mo	Th	Sa Dunmore Waters	Tu	Fr	Su Ebor Weekend	We	Fr	25
26	Su	We	Th	Su	Tu	Fr	Su Dunmore Waters	We	Sa	Mo	Th	Sa	26
27	Mo	Th	Fr	Mo	We	Sa	Mo	Th	Su	Tu	Fr	Su	27
28	Tu	Fr	Sa	Tu	Th	Su	Tu	Fr	Mo	We	Sa	Mo	28
29	We	Sa	Su	We	Fr	Mo	We	Sa Outing	Tu	Th	Su	Tu	29
30	Th		Mo	Th	Sa	Tu	Th	Su	We	Fr	Mo	We	30
31	Fr		Tu		Su		Fr	Mo		Sa		Th	31



Coffs Coast Fly Fishing Club Inc.

Membership Form

I.....DOB.....

(print full name)

of.....

(print full address incl. street name and number, town and postcode)

Email address.....

Phone number.....mobile.....

Emergency Contact:..... phone:

I hereby apply for membership of Coffs Coast Fly Fishing Club Inc. (tick one)

- | | | | |
|---|------|---|------|
| <input type="checkbox"/> Adult membership | \$30 | <input type="checkbox"/> Concession membership ¹ | \$20 |
| <input type="checkbox"/> eMembership ² | free | <input type="checkbox"/> Junior membership ³ | free |

The membership year runs from 1st July to 30th June. If paying membership after December fees will be reduced by 50%.

¹ Concession membership is available to senior cardholders, pension card holders (including disability support and aged), Centre link and Veterans Affairs cardholders

² eMembership replaces Distant Membership and is available to anyone not wanting to attend meetings or events but still retain the other benefits of club membership.. eMembers are not covered by Club Insurance. eMembers wanting to participate in an event or meeting must pay to become full members.

³ Junior membership is available to anyone attending primary or secondary school.

I agree to: (cross out if you **do not** agree.)

- having my contact details circulated only to financial members of the club.
- abide by the constitution, rules and any safety regulations of the club.
- any photographs taken of myself or family members to be used in the club newsletter, club promotional material or on the club website and Facebook Page.
- receive emails from the club including newsletters and club announcements.

..... **(signature of applicant)** **(date)**

..... **(signature of legal guardian if junior member)**

Fees can be paid:

1. **In cash** or by **cheque** at a meeting or fly tying night. (cheques made payable to Coffs Coast Fly Fishing Club Inc.

2. **By cheque** posted to:

The Secretary
Coffs Coast Fly Fishing Club
11 Butterfly Close
Boambee East
NSW 2452

3. **Direct deposit**

BSB 062-678
Account Number: 10333424
Coffs Coast Fly Fishing Club Inc
Reference: Your surname

All information supplied will be held in club records and will only be disseminated to financial club members (if approved by the applicant as indicated above)