

The *Flyer*



Official Newsletter Of The



The Flyer

The Official Newsletter of the Coffs Coast Fly Fishing Club

FEBRUARY 2021

Contents

President's Report	Page 3
Editorial	Page 4
Club Executive	Page 5
February 2021 Meeting	Page 6
Tuesday Casting Group	Page 6
February Outing	Page 6
Casting	Page 7
Club Calendar	Page 7-8
Facebook	Page 9-10
Beginner's Corner	Page 10
Keepit Carp Caper Report	Page 11-13
Casting Around	Page 14-17
Covid-19 Safety	Page 18
Our Supporters	Page 19
Membership	Page 20
Wall Planner 2021	Page 21-22
Membership Form	Page 23

Cover: Jeff Yates is one of our Hunter Valley members whose expertise catching bass at Lake St Clair is legendary. We will be calling on his expertise for our June outing. Jeff not only catches lots of bass but he knows where to find the elusive silver perch as well. Judging by the photo fishing at night over Christmas seems to be the best time!

PRESIDENT'S REPORT



February 2021

2020 is behind us! It certainly will be a year to remember with Covid 19, the associated lockdowns and the changes to our lifestyle that have resulted. Who knows what the future will hold with these changes and how permanent some may be? The latest I've heard on overseas travel is that it is unlikely to recommence until the end of 2022. Meanwhile New Zealand is advertising their Fisheries "A country full of trout but no fishermen", so I guess the rush will be on when a bubble is introduced between Australia and NZ. I hope I can join the rush!! We certainly have been lucky to reside in this area where we have been able to maintain a lifestyle almost similar to which we previously enjoyed.

The Club kicked off the year with an evening gathering at Mylestom on Monday afternoon. A little casting took place along with a lot of chatter. It was good to see such a good role up even with the gloomy weather forecast which fortunately held off. Again, thanks to the members for assistance at this gathering, helping with the casting and catering.

It looks like we will have a fair bit going on this year so please check the calendar for upcoming event.

In closing may I wish all our members and families all the best for a happy and safe New Year.

Regards and Tight Lines

Doug

From the Editor

Putting aside what might or might not happen in the world in 2021 there are going to be some changes at the club this year that you should be prepared for.

We will be continuing to meet on the third Monday of each month but we are no longer basing ourselves at the Boambee East Community Centre. Although the facilities are excellent there, our numbers don't warrant such a large venue. Each month we will meet at various locations so you will need to check the newsletter, website or Facebook for the latest details.

We plan on having less General Meetings (constitutionally we don't have to have any apart from our Annual General Meeting) and have the Committee take care of the routine running of the club. Make sure you are aware of current Committee Members (page 5) and let them know of any issues you think should be discussed. The Committee will be meeting at least four times during the year starting in February.

We will be having an AGM in July provided we are not in lockdown again. We will be looking for people to take on executive positions including joining the Committee. Think how you can be involved and contribute to running the club.

Last year we decided on free membership due to the number of meetings and outings that were disrupted by Covid. A few people did pay membership and this will be carried forward to this year. In July memberships fees are due again and everyone will be required to complete a new membership form to update their details.



The draft club calendar for the year has been published on page 8. You will note that it is only a draft and it will change as the year progresses. You might wonder why bother trying to plan so far into the future. I believe if we don't have a plan it would be very easy to do nothing and for people to lose interest in the club. We will have to make changes brought about by the continuing pandemic and other unforeseen circumstances so make sure you check the latest calendar in the newsletter each month.

There are some things that won't change about the club this year. We are still a place to share, learn and have fun. We will continue to help introduce people to fly fishing and improve the casting skills of our members. We will go fishing as much as we can.

If you are a new member, welcome to the club. I hope you find your membership worthwhile and I look forward to catching up at a meeting or outing soon. To our regular members thanks for sticking with us and I hope to join you in many of the club activities we have planned for the year.

Editor

Club Executive 2020-21



Doug Urquhart President
0458696138



Kevin Cosgrove Vice President
0438554843



Allan Ekert Secretary, Public Officer
and Newsletter Editor
0427457725



Walter Krainik Treasurer
0439187380



Rod Leane Assistant Secretary



Don Cummings Committee
0433157003



David Moppett Club Captain
0411723221



Glenn Colquhoun Committee
0409151270



Brian Bevan Committee
0409469562

February 2021 Meeting

Our February meeting will be held on Monday 15th at the North Beach Bowling Club at Mylestom. It will be a video night with Club Captain David showing a selection of his favourite fly fishing videos. The films will start at 7.00pm but you are invited to come down at 6pm and have dinner before the meeting. There will be no general meeting but there will be time between videos to talk about any club issues and discuss the decisions of Committee.

The Committee will be meeting earlier at 5.30pm to discuss plans for the year. If you have any items for discussion please get in contact with a Committee member.



February Outing

By the time you read this the annual Tasmanian trip will be underway.

Our first local outing kicks off on Saturday 20th February with a family fishing day at Mylestom. The focus will be on introducing kids and others to fishing our Home Waters. It won't be just fly fishing but we will make it fly friendly for those who want to have a go.

The plan is to meet at the boat ramp at Mylestom at 9.00am where we will organize to take everyone by boat to the sand flats at the mouth of the river. There we will pump some yabbies (low tide is 10.30am) and do some bait fishing for bream, whiting and flathead. For

those who are too lazy to pump yabbies (like me) we will have some worms and of course fly rods.

Lunch will be provided in the form of sausage sandwiches back at the park near the boat ramp where there will be access to toilets. After lunch those who are still keen can return to fishing.

This is a chance for members to bring along their family and friends and introduce them to fishing the beautiful Bellingher River. Fishing is fishing whether you do it with a bait, spinning or fly rod. Everyone should experience the fun and relaxation that fishing can bring.

You must register for this so we can arrange, bait, food, equipment and boats for everyone. To register put your name down at the next meeting or call Club Captain David on 0411723221 or Allan on 0427457725.



Casting

Our casting activities will not resume until March. Our regular Tuesday Casting Group returns on March 2nd. On Saturday March 6th there will be a casting day at Mylestom for anyone wanting to improve their casting skills. The March newsletter will have all the details.

If you are keen to learn to fly cast or get better at your casting and can't make Tuesdays or our casting days, let us know. Ring, email or talk to a Committee member if you are interested. We can arrange small group instruction outside work hours and on weekends free of charge for club members.


Club Calendar

You will find the draft club calendar for the year on the next page. It is only a draft and we will have to make changes brought about by the continuing pandemic and other unforeseen circumstances. Make sure you check the latest calendar in the newsletter each month.

You will note on the latest calendar the outing for April has been changed. Members have expressed interest in another trip to Lake Keepit early in the year. Club Captain David and Greg Artlett are organizing this but at the time of producing the newsletter the details have not been finalized. If you are interested in going on this outing (see the report on page 11 if you need convincing) you will need to contact David on 0411723221 or Greg on 0427689400 to register and pay as soon as possible. If you would like further information contact David or Greg.



If you are thinking of joining some of the other popular outings you will need to plan ahead and book early. Some events like the Trout Workshop at Ebor and Dunmore Waters will have restricted numbers and will fill quickly. Other events that you might be interested in such as Keepit, Lake St Clair and Swansea will involve weekdays and may require using flexidays and holidays. Once the dates are set you will need to move quickly.



If you are new to fly fishing and want to catch a trout on fly you should make sure you attend the Trout Workshop at Ebor. Not only will you be instructed by experienced trout anglers you will get the opportunity to put your new skills into action and try and catch a big trout from one of the ponds at the hatchery. Watch for applications opening and get in quickly as enrolments will be limited.



Club Calendar 2021

Here is the draft club calendar for 2021. It is provided to give you an overview of what might happen and an opportunity to plan ahead. Check the monthly newsletter or website for latest details.

Month	Outings	Activities
JANUARY	No outing this month Casting at Mylestom at 5.30pm on Monday 18 th .	Club Meeting at Mylestom Monday 18 th
FEBRUARY	Home Waters Saturday 20 th Family fishing day with a focus on kids fishing for bream, flathead and mullet held at Mylestom. Tasmania 28 th Jan - 8 th Feb	Club Meeting Monday 15 th Committee Meeting
MARCH	Casting Day Saturday 6 th Tuesday Casting Group resumes Tuesday 9 th Blue Water Outing Saturday 20 th Invite neighbouring clubs	Club Meeting Monday 15 th
APRIL	Cod or Carp Trip 11 th -14 th Dates and venue to be confirmed	Club Meeting Monday 19 th
MAY	Fly Fishing for Trout Workshop Saturday 21 st and Sunday 22 nd	Club Meeting Monday 17 th Committee Meeting
JUNE	Lake St Clair Dates to be set in conjunction with Hunter Valley Fly Club Home Waters Saturday 19 th	Club Meeting Monday 21 st
JULY	Casting Day Saturday 10 th Dunmore Waters 23 rd - Sun 25 th	Club Meeting Monday 19 th
AUGUST	Mullet Mash Saturday 21 st Swansea Salmon Classic Dates to be set in conjunction with Hunter Valley Fly Club	Club Meeting Monday 16 th Committee Meeting
SEPTEMBER	Mylestom Mini Muster Saturday 11 th Casting, Fishing Fly Tying	Club Meeting Monday 20 th
OCTOBER	Home Waters Saturday 31 st Ebor Weekend Saturday 23 rd Sunday 24 th	Club Meeting Monday 18 th
NOVEMBER	Bass on the Bellinger Saturday 20 th	Club Meeting Monday 15 th Committee Meeting
DECEMBER	Keepit Carp Caper Saturday 11 th Sunday 12 th	No Club Meeting

Facebook



Our Facebook Group has been very quiet over the holidays as visitors and bad weather have kept many people from fishing. Don't forget to post your photos and stories to share with the group and motivate us all to get out there fishing.

If you are not on Facebook but want to keep up with what's happening there are three very important things you need to know.

1. You need to have a personal Facebook account which you set up for yourself before you can interact with our Facebook sites.


<https://www.facebook.com/help/345121355559712>

2. We have two Facebook sites. One is a **Page** and one is a **Group**. The difference will be explained below.

3. Our Facebook **Page** and **Group** are both public. Anything you post can be seen by anyone who has access to a computer.

Our **Page** is a profile for the Club. It is the place for "official" club announcements. You can comment and post, however, this site is primarily for disseminating information and not posting. Once you have "liked" this page any posts will show up on your personal news feed. Our Facebook **Page** looks like this:

<https://www.facebook.com/coffscoastflyfishing/>



This **Page** is used:

- To establish an official presence for the club
- To make announcements and updates about the club
- To establish what the club is about and our values.

If you visit this **Page** make sure you click on

Visit group

to get to where all the action is.

Groups are something entirely different. This is where we want you to post your photos and interact with other members. Our Facebook **Group** looks like this:

<https://www.facebook.com/groups/1073002562788177/>



Coffs Coast Fly Fishers

Public group · 292 members

About Discussion

Join Group

The Club Facebook **Group** is **Coffs Coast Fly Fishers**. This name is used to help differentiate the two sites. The banner photo may change from time to time but if you look for **Coffs Coast Fly Fishers** you will know you have found the Facebook **Group**.


The **Group** is used for:

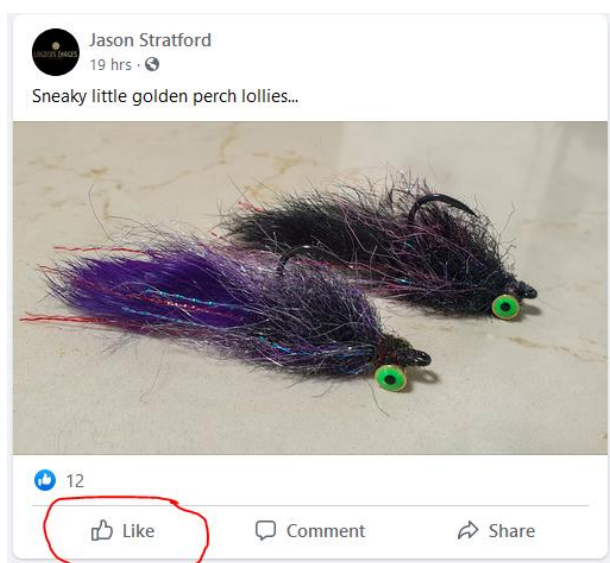
- Posting photos
- Requests for help
- Starting discussions
- Sharing knowledge and ideas

Our Facebook **Group** is open to anyone but you have to ask to become a member. Once you have your personal Facebook account you simply look for **Coffs Coast Fly Fishers** Group and click on:

Join Group

Your membership of the group will be approved by Club Captain David. Once you become a member of the group, you can start posting. Posts will show up in your news feed. The **Group** is moderated by administrators who make sure that inappropriate or abusive posts are removed.

Once you are a member of the group you need to keep your membership active by posting and liking posts. If you don't contribute or click on something, Facebook will not continue to show you posts from our Group. So even if you don't have anything to say or photos to share visit the **Group** regularly and like  what others are sharing.



If you are not in the Group you are missing out on a lot. Make this the year when you regularly visit and contribute to our Facebook **Group**.

Beginner's Corner

by the Editor

I have spent some of my holidays filling my trout fly boxes in preparation for the Tasmanian trip. By the time I tied some for myself, some to give away and some just in case, I think I ended up tying about 200 flies. According to my Tasmanian friend, Chris, I

probably only needed to tie 5 flies and keep the rest for burley. Of course he is right, but knowing which 5 will work is the dilemma.

For a beginner, knowing what fly to tie on is the 64 million dollar question. I can't answer that question but I can give you a few pieces of advice worth following. It doesn't matter whether you are fishing for trout or any other species you should think along these lines.

1. Talk to someone who knows. Visit a tackle shop. Ask a local. Consult books or search the internet.
2. Use a fly you have confidence in because you, or someone you know, have caught fish with it before.
3. Observe what the fish could be eating and match the size, shape and colour as best you can. Be aware of seasonal changes to a fish's diet.

Here are 5 of my go to flies for Tasmania.



The rest of my fly boxes are full of the following patterns from someone who knows ... Alan Taylor from the Corralinn Fly Fishing and Casting Association.

<https://corralinn.weebly.com/fly-tying.html>

The Fuzzy Wuzzy. The Red Tag. The Fastwater Dun. The Great Lake Beetle. The Griffiths Gnat. The Black Pennell. The Foam Beetle. The Cubit's Mudeye. The Damsel Nymph. The Possum Emerger. The Glitterback Nymph. The Kate McLaren. The Watson's Fancy. The Brassie. The Tom Jones. The Dundee. The Jassid Beetle. The Jersey Herd. The Zonker. The Trothodg. The Sunset Fly. The Diawl Bach. The Booby Klinkhammer. The F Fly. The Red Spinner. The Royal Coachman. The Craigs Night-Time. The Red Bead Black Nymph. The Cruncher. The Wooly Bugger. The Wigrams Robin. The Matuka. The Pheasant Tail Nymph. The Wooly Worm. Hamills Killer. Zulu. The Wee Creek Hopper. The Lodge Emerger. The Adams. Fiery Brown Nymph, Fiery Brown Beetle. Griffiths Gnat. Stick Caddis. Montana Nymph. Sloane's Fur Fly. Nymbeet. Mallard and Claret. Silver Doctor. Alexandra. Shaving Brush. The Nomad.

Keepit Carp Caper

Report *by the Editor*

Our trip to Lake Keepit at the end of last year was a great success. For the most part the weather was favourable although it was hot with an occasional storm. This year we stayed at the Sport and Recreation Centre which proved to be an excellent venue with great accommodation and access to the top reaches of the lake without having to make long boat trips. Club Captain David did a fantastic job arranging the accommodation and buying all the food. We all arrived home considerably heavier than when we left.



The fishing was the best I have ever had up there. I found myself walking past fish because my arm was getting too tired. It's hard not to cast at these fish as you spot them swimming along in inches of water. If you put the fly in the right place the ensuing fight will test your skills, tippet and stamina.

We will be having more trips to Lake Keepit before that other virus is released and carp numbers drop dramatically. The lake is filling rapidly and this year looks like being one of the best ever for fishing. If you like what you see in the following photos make sure you put your name down to go.

By staying at the Sport and Recreation Centre we were away from the water skiers and jet boats and had the launch area to our selves.



Ten members attended at various times during the week but the accommodation was restricted to 7 due to Covid rules. It was good to catch up with Jim H who lives at Tuncurry and Barry M and Jason S from Tamworth along with the regulars from the Coffs Coast.



Although we used boats at Keepit most of the fish were caught walking the shore. You can catch fish from the boat but landing them is another matter. When your legs get tired from walking, cruising the edges with the electric motor will find plenty of fish. Once the fish take off it takes time to get them back to the boat and out of the water.

We all know Club Captain David and Glenn can catch fish and they accounted for a huge number over the week.



Ray, Greg and Tamworth member, Barry, added to the score with some nice carp.



Thanks to the help from experienced and regular carp fishers, everyone caught fish including those who were on their first trip. Bill put his trout fishing skills to good use and soon had his first carp on board.



Jim H got the hang of things quickly and helped cull a lot of carp.



Walking and stalking was the preferred method of fishing and if it wasn't for the 40 degree temperatures you could imagine you were in the Tasmanian Highland ... almost!



The weather turned nasty on a couple of afternoons but a quick trip back to base had us safely waiting out the storm and taking a rest.



Boats made getting from one bay to another easy. Sometimes you had to search for the carp and the boats saved a lot of long walks.



When you have caught just about every sportsfish there is in Australia you would think the *mud marlin* would hold little attraction. I think David L would disagree.

Sometimes watching and waiting worked as the carp moved up and down the shoreline.





Shooting Line

In the 2nd Century the Roman Claudius Aelianus recorded some of the earliest attempts at fly fishing when he described the practice of Macedonian anglers who "... fasten red wool. . . round a hook, and fit on to the wool two feathers which grow under a cock's wattles, and which in color are like wax. **Their rod is six feet long, and their line is the same length.** Then they throw their snare, and the fish, attracted and maddened by the color, comes straight at it, thinking from the pretty sight to gain a dainty mouthful; when, however, it opens its jaws, it is caught by the hook, and enjoys a bitter repast, a captive". So began our addiction to catching fish on fly! In those days the line was made from horsehair and fixed to the tip of the rod. There was no reel and no way of casting further than the length of the line attached to the rod. Shooting line was not thought of - it was not possible.

With the advent of better lines and fly reels, shooting line has become an essential element of fly casting and has had a huge impact on the way we fish. Although some still fish in the ancient way of fixed lines with their Tenkara rods, most of us enjoy the convenience and efficiency of being able to shoot line.



Shooting line is the means by which we add distance to our cast by allowing the weight of the fly line to pull lighter line through the guides and travel further. If we load the rod and stop it abruptly, the momentum of the resulting loop will have enough energy to pull some extra line out - not enough energy to pull the line off the reel but enough to shoot any slack line that may have been stripped from the reel. Shooting line makes it possible to cast a fly well beyond the length of fly line forming the loop.


If you have cast a spinning rod you will know all about shooting line. In some ways casting a spinning rod and a fly rod are similar. You load the spin rod with the weight of the lure and stop the forward cast to set it in motion. The weight of lure pulls the much thinner running line off the reel - something that can't be done with a fly rod. Because the lure is usually much heavier than a fly and the reel is designed to allow line to slip off the spool easily, spin rods can cast much further distances than fly rods - or can they?

For average casters in real fishing situations a spin rod will always outcast a fly rod by a long way. But what about world champions? A look at the results from the 2019 World Fly Casting Champions show the differences are not as great as you might think. Jan Luxa cast his spinning rod 78.65m while he cast the fly rod just 14.33m less. For those of you who still think in Imperial measurements, as I do, that's 258.03 feet for the spinning rod and 211.02 feet for the fly rod. Some spin fishers might get close to these figures but very few fly casters can. Even if you can cast a full fly line you are only casting 90 feet!



WORLD CHAMPIONSHIP IN CASTINGSPORT
SEPTEMBER 4 - 8, 2019
HLUBOKÁ NAD VLTAVOU, CZECH REPUBLIC

5 - Spinning Distance Single Handed MEN

Rank	No.	Name	Nation	Meters	Points	Final Meters	2nd final cast
1	23	LUXA Jan	 CZE	80,07	120,105	78,65	77,10



WORLD CHAMPIONSHIP IN CASTINGSPORT
SEPTEMBER 4 - 8, 2019
HLUBOKÁ NAD VLTAVOU, CZECH REPUBLIC

2 - Fly Distance Single Handed MEN

Rank	No.	Name	Nation	Cast 1	Cast 2	Points	Final cast
1	23	LUXA Jan	 CZE	69,43	68,79	138,22	64,32

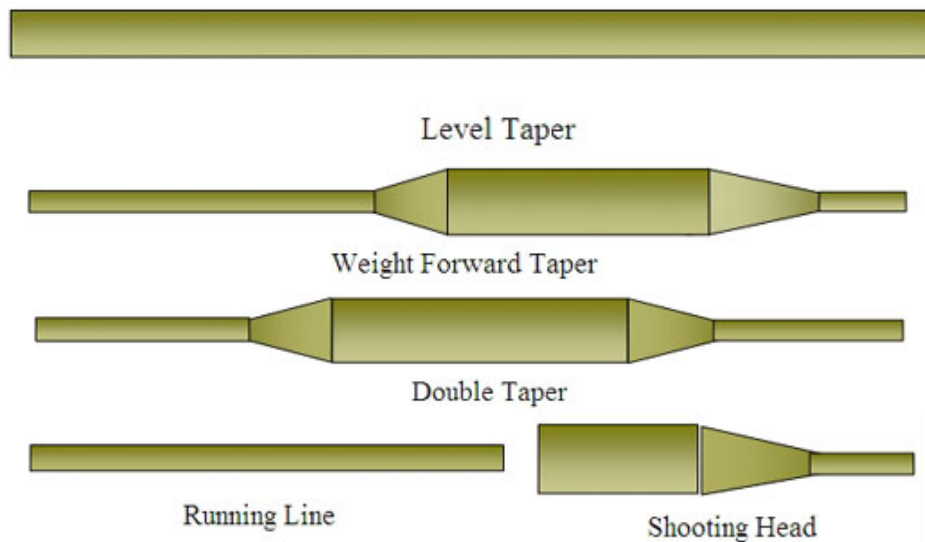
Being able to shoot line is a milestone event in learning to fly cast. In the beginning it's all about forming loops and loading the rod. Once that has been mastered the next step is to let go and shoot line. It sounds simple and it is once you have mastered it, but for the beginner it can take weeks, months, even years to get to that stage. If you still haven't mastered shooting line the following video will give you some help.

<https://www.youtube.com/watch?v=m4BO0Jl5ZC8>.

Despite Pete Kutzer making it look easy, shooting line is more than just loading up and letting go. After my rambling introduction to this topic I want to talk more specifically about what you can do to shoot line better. But first let me remind you why you should learn to shoot line.

The ancient Macedonians could only cast as far as the length of horsehair tied to their rod. The Japanese also adopted this method with Tenkara. For small stream fishing, casting a short line works. But for bigger water and fish out of range you need to cast further. Thankfully, the advent of fly reels and plastic fly lines made this possible. History doesn't tell us who was the first person to shoot line but it was obviously someone who could see fish beyond their casting range and had to catch them. Shooting line enables us to cast further. It also gives us the ability to cover a fish with less false casts and without having to cast the fly line over the fish's head.

If we delve into the history of fly fishing we can see fly lines have changed dramatically over the years. First there was horse hair then silk and now plastic. Then there were the developments in tapered fly lines from level, to double taper, to weight forward and shooting heads. If you want to shoot line well you should use an appropriate line. A line that has most of its weight towards the front will facilitate shooting as it pulls the lighter running line through the guides. There is a reason that a weight forward fly line is the most common line used these days. It is a good compromise between the more delicate double tapers and more aggressive shooting heads. If you want to shoot line well choose a weight forward or shooting head. A lot more could be written about shooting lines but that is for another day. Just remember all lines will shoot but some shoot better than others.



With the right line you just have to let go at the right moment and the line will shoot. Learning when the moment is right relies on watching and feeling what the line is doing. Once the loop forms and the fly begins moving you can feel the rod load. When the rod is stopped it is time to let go of the line.

Letting go of the fly line is simple but you also have to consider what you do next. You must keep in contact with the running line allowing it to run through your fingers. This prevents the line from tangling and enables you to stop the shoot when you have reached your target. Holding the running line in your non casting hand means you are ready to strike or cast again immediately. Managing your fly line is as important as being able to cast so when you are learning to shoot line make sure you use both hands all the time.

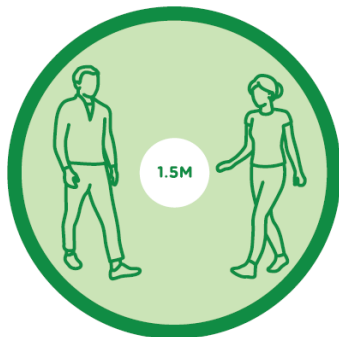
Shooting line can be done on the forward and the back cast. If you are trying to achieve maximum distance, shooting line into the back cast can really help load the rod. There are two caveats to letting the line go on your back cast. First, watch out for those trees that will suddenly get much closer to stealing your fly as you let more line out! Secondly, and this applies to shooting line in either direction, don't allow slack in your line. Slack will take away more from your cast than shooting can add.

Unless you fish like the ancient Macadonians or use a Tenkara rod, I believe you haven't really learnt to cast until you can shoot line. I will go even further and say you will not take full advantage of shooting line unless you are using an appropriate line, ensuring you "guide" the line with your non casting hand and learn to shoot on the forward and back cast. When you can do all these things you might just be able to cast a whole fly line. Add a few more techniques and years of practice and you might be able to compete in the World Fly Casting Championships.




Covid-19 Safety Policy

To ensure the safety and well being of all our members and the community you are asked to abide by the following guidelines whenever we meet:



Practise physical distancing.
Where possible, stay 1.5m apart.

- If members have any flu like symptoms they are requested not to attend club activities. (We won't ask you to complete a declaration form, as many groups are doing, but will trust you to make the right decision if you are in doubt).



Stay at home and
self-isolate if you are unwell.

- The sharing of equipment should be avoided where possible and frequent use of hand sanitizer is encouraged. Sanitizer will be available at all club activities.

- During this time many people are refraining from shaking hands and hugging. If you are a gregarious person you might want to check the body language of the person you are approaching to gauge their feelings on this matter. Not shaking hands or touching during this time shouldn't be seen as being unfriendly.




Wash your hands regularly
with soap and water.

- You must register and sign in with your phone number for all club activities. If you have the COVIDSafe app active that would be another safeguard.
- When food and drink is part of a club activity you should consider bringing your own crockery and cutlery. For the immediate future, the club will be using disposables.

BE COVIDSAFE

Our Supporters

These people have all helped our club in one way or another. When you are looking for products and services make sure you consider them first



Membership Fees

Membership Fees are as follows:

Adult membership \$30

Concession membership \$20

Junior membership free

eMembership free

The membership year runs from 1st July to 30th June. If paying membership after December fees will be reduced by 50%.

¹ Concession membership is available to senior cardholders, pension card holders (including disability support and aged), Centrelink and Veterans Affairs cardholders

² eMembership replaces Distant Membership and is available to anyone not wanting to attend meetings or events but still retain the other benefits of club membership. eMembers are not covered by Club Insurance. eMembers wanting to participate in an event or meeting must pay to become full members.

³ Junior membership is available to anyone attending primary or secondary school.

Fees can be paid:

1. **In cash** or by **cheque** at the next meeting or fly tying night. (cheques made payable to Coffs Coast Fly Fishing Club Inc.

2. **By cheque** posted to:

The Secretary
Coffs Coast Fly Fishing Club
11 Butterfly Close
Boambee East
NSW 2452

3. **Direct deposit:**

BSB 062-678

Account Number: 10333424

Name: Coffs Coast Fly Fishing Club Inc

Reference: Your surname

If you are making an electronic deposit please send an email to ccffc@tpg.com.au to indicate you have paid as we do not have online access to our account. When depositing make sure you include your surname in the Reference section. e.g. **Ekert Membership.**

Club Contact Address

Our official email address is ccffc@tpg.com.au.

Our mailing address is:

The Secretary
Coffs Coast Fly Fishing Club
11 Butterfly Close
Boambee East
NSW 2452

Electronic Contacts

We have a Coffs Coast Fly Fishing Club website which can be found at:

<http://coffscoastflyfishing.weebly.com/>.

If you find problems with the website such as broken links please email the Secretary so they can be rectified.

Our Facebook Page can be found at:

<https://www.facebook.com/coffscoastflyfishing/>

We have a **Facebook Group**. If you are on FB all you need to do is search for Coffs Coast Fly Fishers and ask to join the Group. Currently there are 247 members in this group.



Calendar 2021 Australia

January	February	March	April	May	June
1 Fr New Year's Day	1 Mo Tasmania	1 Mo	1 Th	1 Sa	1 Tu
2 Sa	2 Tu Tasmania	2 Tu Casting	2 Fr Good Friday	2 Su	2 We
3 Su	3 We Tasmania	3 We	3 Sa Easter Saturday	3 Mo	3 Th
4 Mo	4 Th Tasmania	4 Th	4 Su	4 Tu Casting	4 Fr
5 Tu	5 Fr Tasmania	5 Fr	5 Mo Easter Monday	5 We	5 Sa
6 We	6 Sa Tasmania	6 Sa Casting Day	6 Tu Casting	6 Th	6 Su
7 Th	7 Su Tasmania	7 Su	7 We	7 Fr	7 Mo
8 Fr	8 Mo Tasmania	8 Mo	8 Th	8 Sa	8 Tu Casting
9 Sa	9 Tu	9 Tu Casting	9 Fr	9 Su	9 We
10 Su	10 We	10 We	10 Sa	10 Mo	10 Th
11 Mo	11 Th	11 Th	11 Su	11 Tu Casting	11 Fr
12 Tu	12 Fr	12 Fr	12 Mo	12 We	12 Sa
13 We	13 Sa	13 Sa	13 Tu Casting	13 Th	13 Su
14 Th	14 Su	14 Su	14 We	14 Fr	14 Mo Queen's Birthday
15 Fr	15 Mo Meeting	15 Mo Meeting	15 Th	15 Sa	15 Tu Casting
16 Sa	16 Tu	16 Tu Casting	16 Fr Cod Trip	16 Su	16 We
17 Su	17 We	17 We	17 Sa Cod Trip	17 Mo Meeting	17 Th
18 Mo Meeting	18 Th	18 Th	18 Su Cod Trip	18 Tu Casting	18 Fr
19 Tu	19 Fr	19 Fr	19 Mo Meeting	19 We	19 Sa
20 We	20 Sa Home Waters	20 Sa Bluewater	20 Tu Casting	20 Th	20 Su
21 Th	21 Su	21 Su	21 We	21 Fr Trout Workshop	21 Mo Meeting
22 Fr	22 Mo	22 Mo	22 Th	22 Sa Trout Workshop	22 Tu Casting
23 Sa	23 Tu	23 Tu Casting	23 Fr	23 Su	23 We
24 Su	24 We	24 We	24 Sa	24 Mo	24 Th
25 Mo	25 Th	25 Th	25 Su ANZAC Day	25 Tu Casting	25 Fr
26 Tu Australia Day	26 Fr	26 Fr	26 Mo Substitute day	26 We	26 Sa
27 We	27 Sa	27 Sa	27 Tu Casting	27 Th	27 Su
28 Th Tasmania	28 Su	28 Su	28 We	28 Fr	28 Mo
29 Fr Tasmania		29 Mo	29 Th	29 Sa	29 Tu Casting
30 Sa Tasmania		30 Tu Casting	30 Fr	30 Su	30 We
31 Su Tasmania		31 We		31 Mo	

July	August	September	October	November	December
1 Th	1 Su	1 We	1 Fr	1 Mo	1 We
2 Fr	2 Mo	2 Th	2 Sa	2 Tu Casting	2 Th
3 Sa	3 Tu Casting	3 Fr	3 Su	3 We	3 Fr
4 Su	4 We	4 Sa	4 Mo	4 Th	4 Sa
5 Mo	5 Th	5 Su	5 Tu Casting	5 Fr	5 Su
6 Tu Casting	6 Fr	6 Mo	6 We	6 Sa	6 Mo
7 We	7 Sa	7 Tu Casting	7 Th	7 Su	7 Tu Casting
8 Th	8 Su	8 We	8 Fr	8 Mo	8 We
9 Fr	9 Mo	9 Th	9 Sa	9 Tu Casting	9 Th
10 Sa	10 Tu Casting	10 Fr	10 Su	10 We	10 Fr
11 Su	11 We	11 Sa	11 Mo	11 Th	11 Sa
12 Mo	12 Th	12 Su	12 Tu Casting	12 Fr	12 Su
13 Tu Casting	13 Fr	13 Mo	13 We	13 Sa	13 Mo
14 We	14 Sa	14 Tu	14 Th	14 Su	14 Tu
15 Th	15 Su	15 We	15 Fr	15 Mo Meeting	15 We
16 Fr	16 Mo Meeting	16 Th	16 Sa	16 Tu Casting	16 Th
17 Sa	17 Tu Casting	17 Fr Casting	17 Su	17 We	17 Fr
18 Su	18 We	18 Sa	18 Mo Meeting	18 Th	18 Sa
19 Mo Meeting	19 Th	19 Su	19 Tu Casting	19 Fr	19 Su
20 Tu Casting	20 Fr	20 Mo Meeting	20 We	20 Sa	20 Mo
21 We	21 Sa	21 Tu	21 Th	21 Su	21 Tu
22 Th	22 Su	22 We	22 Fr	22 Mo	22 We
23 Fr	23 Mo	23 Th	23 Sa	23 Tu Casting	23 Th
24 Sa	24 Tu Casting	24 Fr	24 Su	24 We	24 Fr
25 Su	25 We	25 Sa	25 Mo	25 Th	25 Sa Christmas Day
26 Mo	26 Th	26 Su	26 Tu Casting	26 Fr	26 Su Boxing Day
27 Tu Casting	27 Fr	27 Mo	27 We	27 Sa	27 Mo Substitute day
28 We	28 Sa	28 Tu Casting	28 Th	28 Su	28 Tu Substitute day
29 Th	29 Su	29 We	29 Fr	29 Mo	29 We
30 Fr	30 Mo	30 Th	30 Sa	30 Tu Casting	30 Th
31 Sa	31 Tu Casting		31 Su		31 Fr



Coffs Coast Fly Fishing Club Inc.

Membership Form

I.....DOB.....

(print full name)

of.....

(print full address incl. street name and number, town and postcode)

Email address.....

Phone number.....mobile.....

Emergency Contact:..... phone:

I hereby apply for membership of Coffs Coast Fly Fishing Club Inc. (tick one)

- | | | | |
|---|------|---|------|
| <input type="checkbox"/> Adult membership | \$30 | <input type="checkbox"/> Concession membership ¹ | \$20 |
| <input type="checkbox"/> eMembership ² | free | <input type="checkbox"/> Junior membership ³ | free |

The membership year runs from 1st July to 30th June. If paying membership after December fees will be reduced by 50%.

¹ Concession membership is available to senior cardholders, pension card holders (including disability support and aged), Centr elink and Veterans Affairs cardholders

² eMembership replaces Distant Membership and is available to anyone not wanting to attend meetings or events but still retain the other benefits of club membership.. eMembers are not covered by Club Insurance. eMembers wanting to participate in an event or meeting must pay to become full members.

³ Junior membership is available to anyone attending primary or secondary school.

I agree to: (cross out if you **do not** agree.)

- having my contact details circulated only to financial members of the club.
- abide by the constitution, rules and any safety regulations of the club.
- any photographs taken of myself or family members to be used in the club newsletter, club promotional material or on the club website and Facebook Page.
- receive emails from the club including newsletters and club announcements.

..... **(signature of applicant)** **(date)**

..... **(signature of legal guardian if junior member)**

Fees can be paid:

1. **In cash** or by **cheque** at a meeting or fly tying night. (cheques made payable to Coffs Coast Fly Fishing Club Inc.

2. **By cheque** posted to:

The Secretary
Coffs Coast Fly Fishing Club
11 Butterfly Close
Boambee East
NSW 2452

3. **Direct deposit**

BSB 062-678
Account Number: 10333424
Coffs Coast Fly Fishing Club Inc
Reference: Your surname

All information supplied will be held in club records and will only be disseminated to financial club members (if approved by the applicant as indicated above)