

The *Flyer*



Official Newsletter Of The



The Flyer

The Official Newsletter of the Coffs Coast Fly Fishing Club

JULY 2023

Contents

| | |
|--------------------------------------|---------|
| President's Report | Page 3 |
| From the Editor | Page 4 |
| Club Executive | Page 5 |
| July Meeting | Page 6 |
| Club Positions | Page 6 |
| Membership Fees | Page 6 |
| Knot Wars Champion | Page 7 |
| Tuesday Casting Group | Page 7 |
| Meeting Venue | Page 7 |
| Fly Tying | Page 8 |
| Meeting Venue | Page 9 |
| Committee Decisions | Page 9 |
| Fly Master Awards | Page 11 |
| July Outings | Page 11 |
| Club Calendar | Page 12 |
| Swansea Salmon Classic | Page 13 |
| Battle of the Bread Fly | Page 16 |
| Gathering@Gumma | Page 17 |
| Buy, Sell, Swap Meet | Page 18 |
| Distant Members | Page 19 |
| The Big 'Un ... Roger Clements | Page 20 |
| Fishing Reports | Page 21 |
| Photographs | Page 25 |
| Casting Around ... Fly Lines | Page 26 |
| July Fly Tying ... Blommy's Baitfish | Page 31 |
| Club Shop | Page 36 |
| Hall of Fame | Page 37 |
| Our Supporters | Page 39 |
| Membership Details | Page 40 |
| Election Nomination Form | Page 41 |
| Membership Form | Page 42 |

Front Cover: Continuing the bream theme,
Ray with a hard-won bruiser from the Bellinger
River.

Not everyone reads the newsletter and those who do don't always read it through to the last page. Even I am often asleep before I get that far! Despite it looking the same each month, there is often new information and always important reminders for you to read at the end.

Our supporters are always listed towards the end. They help us keep the club running and you should be looking here first when you are searching for fly fishing gear or services.

The Hall of Fame lists the accomplishments of club members in casting, fishing and fly tying. Did you know that 7 members have their Bronze Fly Master awards and 14 have their casting Bronze Awards? Do you know who they are?

There is a lot in the Flyer each month when you read right through to the end. Make sure you read it all ... and feel fortunate you don't have to do all the typing.

PRESIDENT'S REPORT

July 2023



Doug is away this month on a well-deserved family holiday. He should be back in town by the time you read this. Currently he is in Cairns airport waiting to find new connections for cancelled flights.

I'm sure he will have lots of stories to tell when he returns. It wasn't a fishing trip but he did pack some rods. I'm not sure if he caught anything that would put him in the Hall of Fame.

With no president's report this month, rather than leave his space empty, I thought I would remind you we will be needing a new president at the AGM.

Doug has been president since 2019 and needs a break to look after his health and to go fishing more often. He will be a hard act to follow but I am sure we have someone out there who is willing to continue the good work.

If you are considering taking on the role as club president, you need to know the official duties.

It is the duty of the President to:

(a) Represent the Club in a positive light at all levels of the community

(b) Ensure that the association adheres to its constitution and rules

(c) Conduct meetings dealing with agenda items

(d) Determining that a quorum is present in order to commence a meeting

(e) Ensure all members have the opportunity to speak, addressing the meeting through the Chair

(f) Preserve order throughout the meeting and keep discussion and decision making relevant and within time

(g) Sign minutes of the previous meeting after they have been confirmed

That sounds a bit official but really, it's just about making sure the club runs smoothly and everyone is happy. Doug will still be around to help anyone wanting to give it a go. There's a form at the end of the newsletter if you would like to nominate for the position of president or secretary.

Editor

From the Editor

It's July and we are over the hump; the days are getting longer and it's my birthday. You would think I would be looking forward to July. But July also brings the Club's Annual General Meeting and the uncertainty of membership renewals and filling leadership positions to keep the club running. It's a time when the future of the club is in the balance.



The good news is that 38 people have already joined or renewed their membership for the 2023-2024 year. If you are not one of them you have until the end of September to do something about it. If you want to participate in the AGM you will have to be a financial member by then.

A lot of people don't like clubs and prefer to go their own way. Over the years I have been a member of a number of fly fishing clubs. I am still a member of five. Each one is different and, due to where I live, my involvement varies. Each year when I have to renew my membership, I weigh up the cost benefits. When I look at what I get for being a member of Coffs Coast Fly Fishers, I consider it is money well spent.

If you are wondering why you should continue your membership, think about the benefits your membership brings: free casting instruction, outings, extended trips, opportunities for networking and making new friends, finding places to fish and knowledge to help you become a better fly fisher. You get great value from your membership if you take advantage of it.

Last month I wrote about AI and ChatGPT and how I was exploring its use in the newsletter. It can save time and typing in some instances, but when you read the Flyer this month, I think you will agree it has its limitations. I have identified where I have used ChatGPT in this newsletter but you should have no problem picking it. Let me assure you the Flyer is the result of fact checked human input and I look forward to when there is even more human input from our members.

Photos play a big part in telling the story of what the club does. It is not always possible to use all the photos that members send in or from Facebook. We now have a professional photographer in our ranks adding to the quality and quantity of images that you get to see each month. I have set up a Flickr account where I will add photos each month so you can have access to them. Follow the link below:
https://www.flickr.com/photos/coffs_fly_fishers/
The photos won't stay on there forever but you can download any you want before they disappear. Try it and let me know how it goes.

Editor

Club Executive 2022-23



President
Doug Urquhart
0458696138



Vice President
Greg Artlett
0427689400



Public Officer & Acting Secretary
Newsletter Editor
Allan Ekert 0427457725



Treasurer
David Small
0423112902



Assistant Secretary
Ray Phipps
0412525338



Committee
Tom Trefz
0423676624



Committee
Glenn Colquhoun
0409151270



Committee
Michael Ferris
0428636858



Committee
Murray Robinson
0425277026



Club Contact Details

Please note the Club no longer
uses the email address
ccffc@tpg.com.au

All email contact should be to:
coffscoastflyfishers@gmail.com

July Meeting

The next meeting on Monday 17th July will be the AGM. It will commence at **6.00pm** - **note the earlier starting time**, at the North Beach Bowling and Recreation Club Mylestom. Following the AGM there will be a general meeting.

Most people don't like going to AGMs because they are boring and they fear they might get a job they don't want. I can't guarantee that the meeting won't be boring but I can guarantee no one will be railroaded into a job if they don't want to. We do need to fill positions on the Executive and Committee, but if we don't have people keen to take on the challenge, the position will remain vacant.

The usual raffle will be conducted with prizes drawn on the night. The major raffle will be drawn and someone will take away the prize of a fish smoker donated by Michael Ferris and a Tasmanian handcrafted wooden landing net.



Club Positions

The Annual General Meeting is where we decide on who is going to lead our club for the next twelve months. Not everyone has the time to devote to club leadership or wants to take on the extra responsibility it involves. That's the reality in all clubs. If you are happy to be an Indian and not a Chief, just come along and be part of the democratic process that decides the future of the club.

For the Club to continue we need to fill the following positions:

President
Vice President
Secretary
Assistant Secretary
Membership Secretary
Treasurer
Public Officer
Committee (at least 3 members)
Club Captain

This year we need a new president and secretary. To make the secretary's role easier, the position of Membership Secretary will be created. This will mean the work of issuing receipts and membership cards and maintaining the membership database will be split from the role. Newsletter editor doesn't automatically fall to the secretary so if you are interested in standing for secretary don't be daunted by the amount of work involved.

You don't have to be on the Executive or Committee to help. You might want to assist with one of the many other jobs that make the club run smoothly.

There are many aspects of running a club that go unnoticed until no one is doing them. Let's make sure we share the load and contribute where we can so that all the good things about the club can continue.

Membership Fees

Thanks to all those who have renewed their membership. Membership fees were due at the end of June but you will have a couple of months grace before you are removed from the membership list. If you have decided the club is not for you, you can have your name removed from the list immediately by emailing the Secretary and you will no longer receive emails and newsletters.

**IT'S TIME TO
RENEW YOUR
MEMBERSHIP!**

Some people have already paid their fees or have credit from having paid twice last year. If you have paid you should have received an email to that effect or you can check your membership card or receipt.

If you have paid your fees and not received your membership card and receipt by email, please contact the secretary. Someone has deposited \$30 into our BCU account on 26.6.23 without any details.

If you can pay by direct deposit, you will make the Treasurer's job much easier. Our account is now with BCU which is a division of Police & Nurses Limited. Check your regular payees and make sure it is setup for BCU and not CBA.



BSB 533 000

Account Number: 02051766

Name: Coffs Coast Fly Fishing Club Inc

Reference: **Your Name + Membership**

The fees are set at the AGM but there is a notice of motion that they remain the same as last year:

Adult membership \$30

Family membership \$40

Concession membership \$20

Junior membership free

Distant membership \$10

Knot Wars Champion

Last month we held the Knot Wars Championships and the winner was Brian Mighell. After an exhaustive knockout competition, Brian won the night with his double clinch knot. We will do this again next year ... when we repair the knot testing machine.



Vice President Greg presenting Brian with his certificate.

Tuesday Casting Group

Casting will continue this month on Tuesdays unless there is a need to cancel due to the weather or other circumstances. If you turn up at the Mylestom Cricket Oval at 10.00am to find no one there, check the Newsletter, Facebook or your emails; or drive to the end of the road at the Café and see if we have moved to the shelter shed there.

The timetable is as follows:

9.45am - Arrive ready for 10.00am start.

10.00am - 11.00am How-to sessions and Casting


11am till 11.30am Morning tea

11.30 am till 12 noon More casting.

After casting you are welcome to join the group that goes to the café for lunch.

In July we will be:

- Casting at Mylestom on Tuesday 4th
- Casting at Mylestom on Tuesday 11th
- Casting at Mylestom on Tuesday 18th
- Fishing (Venue to be decided) on Tuesday 25th



Some members of the casting group arrive early on Tuesday mornings to practice their casting ... with a bread fly. Sometimes they are successful and sometimes they really do just practice. Anyone is welcome to join in but be warned there is limited space to fish so you have to get there early and you may need some bread to bring the bream and mullet around.

For more information on the Tuesday Casting Group, you can contact Allan on 0427457725.

Fly Tying

Our next fly tying night will be on Monday 31st July at **6.00pm** at the North Beach Recreation and Bowling Club in the Osprey room out the back. Anyone who is interested in learning about tying flies will be most welcome.



We had a record 14 people attend fly tying last month and some great flies were tied. With experienced tyers like Glenn to help, everyone is learning quickly.

This month we will be tying Blommy's Baitfish. You can find out about this fly and see the tying instruction later in the newsletter.



The winner of the fly tying competition for June was Pip Bevan with his Schrimp Fly.



Vice President Greg congratulating Pip for winning with his Schrimp Fly.

Meeting Venue

At our last monthly meeting it was decided that we will have one more meeting at the North Beach Bowling Club before making a final decision. The Games room was certainly a good space for our needs but the addition of televisions showing racing and the moving of the billiard table have made things a bit more difficult. We are going to try and configure the Games Room to see if we can make it work.

If the general consensus is that it's still not working, the decision of where to go will fall back on the Committee. The Committee has already met to discuss the results of the survey and will make its decision if we decide we have to move.



Committee Decisions

The Committee held an extra meeting in June to discuss the results of the survey about the venue for meetings and to minute some of the changes that have been suggested. A summary of the important decisions follows:

- ◆ Meetings will start at 6.00pm from now on, the same time as fly tying.
- ◆ The date for the Gathering@Gumma has changed to 7th - 10th September and will be combined with the Bass Day which was to be held on 9th Sept.
- ◆ The date for the Battle of the Bread Fly has been changed to September 2nd.
- ◆ The July 22nd outing will be held at Mylestom.
- ◆ Final payments for Dunmore to be made by the July meeting (\$270 total)
- ◆ The house will be booked again for the Grafton Bass Weekend (20th to 22nd October). The cost will be:
\$106 each for 6 people for weekend
\$115 each for 5 people for weekend
\$130 each for 4 people for weekend
- ◆ The prize for the next major raffle will be a saltwater fly box and flies.

◆ Members who enter flies in the fly tying competition, will be able to buy 1 get 1 free in the raffle.

◆ A notice of motion has been put forward for the AGM that membership fees remain as they are.

The meeting venue survey results were discussed. Anyone who would like to see the responses is welcome to do so. A summary of the results follows:

- There was little interest in holding meetings in Nambucca or Woolgoolga.
- Coffs and Mylestom were the most popular areas for a meeting venue.
- North Beach Bowling Club and Mylestom Hall were the most popular meeting venues.

Members are looking for a venue where there is:

- seating away from other groups - almost unanimous.
- food and drink - about equal yes and no
- access to wi fi - no strong desire for wi-fi
- no cost to club - members didn't appear to worry about costs
- easy and safe parking - unanimous support

First preference for meeting venue:


North Beach Bowling Club 6
Mylestom Hall 6
Sawtell RSL 4
Coffs Leagues Club 3

Second preference for meeting venue:

North Beach Bowling Club 5
Mylestom Hall 3
Sawtell RSL 3
Coffs Leagues Club 3
Coffs Neighbourhood Centre 1

Third preference for meeting venue:

Sawtell RSL 4
North Beach Bowling Club 1
Mylestom Hall 1
Boambee Community Centre 1



I'm not a statistician so the survey was not well designed. That's why you will find the figures didn't always add up. The Committee will be using the information to make a decision but it won't be based entirely on numbers. Mylestom is the geographical centre for all our members. We have to find a venue that won't lose any of our existing members and will attract new ones.



Fly Master awards

When you fish with fly, you make catching fish more difficult. The Fly Master awards are designed to reward those who are prepared to take that challenge. Not only do you have to master the complex art of fly casting, you have to hook, play and land a fish on a long, thin rod with fine tippet. When you do land a fish, the achievement should be recognized.



Ray receiving his Bronze Fly Master award from Fly Master Coordinator, Jim.

July Outings

Our outing this month will be to our Home Waters at Mylestom on Saturday 22nd July. I will be coordinating this outing and you can phone me on 0427457725 to register or find out more.

A boat, canoe, kayak or SUP will make the fishing easier but there are land-based options if you want. We will be endeavouring to provide boat rides for everyone who wants one but you will have to register in plenty of time to make this happen. There is no set starting time but someone will be at the boat ramp at Mylestom around 7.30am if you need help. There will be a sausage sizzle lunch at 1.00pm.

This outing will be another opportunity to try out some of the flies we have been tying and get in some practice for the Battle of the Bread Fly. You could also look at achieving one of the Fly Master Awards for three different fish species in one day.

Whether we catch fish or not, these outings on our Home Waters always prove to be a great day out. Hopefully, the weather will be kind to us and lots of members turn out.

Dunmore

The annual trip to Dunmore happens in July. Those going will receive further information in the next few weeks. Unfortunately, the trip is booked out but if you would like to put your name on the waiting list you still have time.

Calendar Changes

If you haven't picked up on the changes to the calendar from the Committee meeting, here they are again.

The July 22nd Outing will be at Mylestom

The August 9th Bass Day has now been incorporated into the Gathering@Gumma from 7th to 10th September.

The Battle of the Bread Fly will now be held on Saturday 2nd September at Mylestom. Note the changed information about points for the champion.

If you have already registered for any of these outings, apologies if the new dates don't work for you. Unfortunately, the changes were necessary to ensure we would have enough Committee members present to make the event happen.

Club Calendar 2023

The 2023 Club Calendar is provided to give you an overview of what might happen and an opportunity to plan ahead. It will change throughout the year as needed. Check the monthly newsletter or website for latest details.

| Month | Outings | Activities |
|-----------|--|---|
| JANUARY | No general meeting or outing this month Committee Meeting Mon 16th | Committee Meeting Mylestom Monday 16 th |
| FEBRUARY | Seniors Week Try Fly Fishing Mylestom Tue 7 th Lake Borumba Sun 12 th to Fri 17 th (Murray) Bass Outing at Taylors Arm Sat 25 th (Doug) | Club Meeting Monday 20 th Mylestom |
| MARCH | Learn Fly Fishing at Ebor Sat 4 th Group 1 Tuesday Casting Group Resumes 7 th March Bens Falls Retreat Fri 10 th to Sun 12 th (Allan) Learn Fly Fishing at Ebor Sat 18 th Group 2 Fly Tying Mylestom Monday 27 th | Club Meeting Monday 20 th Mylestom |
| APRIL | Home Waters Sat 1 st (Glenn) Stuarts Point Fri 28 th to Sun 30 th (Mike) Fly Tying Mylestom Monday 24 th | Club Meeting Monday 17 th Committee Meeting Major Raffle Drawn |
| MAY | Home Waters Saturday 13 th (Allan) Cast a Fly Rod Day Date & venue to be decided Fly Tying Mylestom Monday 29 th | Club Meeting Monday 15 th Mylestom |
| JUNE | Macksville Saturday 10 th June (Glenn) Lake St Clair Friday 16 th to Sunday 18 th Fly Tying Mylestom Mon 26 th | Club Meeting Monday 19 th Mylestom |
| JULY | Home Waters Sat 22 nd (Allan) Dunmore Waters Friday 28 th to Sunday 30 th Fly Tying Mylestom Mon 31 st | Annual General Meeting Monday 17 th Major Raffle Drawn |
| AUGUST | Swansea Salmon Classic Friday 18 th to Sunday 20 th Fly Tying Mylestom Mon 28 th | Club Meeting Monday 21 st Committee Meeting Mylestom |
| SEPTEMBER | Battle of the Bread Fly (Mullet Mash) Saturday 2 nd Gathering @ Gumma Thur 7 th to Sun 10 th (Pip) Fly Tying Mylestom Mon 25 th | Club Meeting (Buy/Swap/Sell Meet) Monday 18 th Mylestom |
| OCTOBER | A1 Flats Fishing Workshop Woolgoolga Sat 7 th TBC Grafton Bass Weekend Friday 20 th to Sunday 22 nd Fly Tying Mylestom Mon 30 th | Club Meeting Monday 16 th Mylestom Major Raffle Drawn |
| NOVEMBER | Fly Fishing Workshop Ebor Sat 4 th Home Waters Saturday 11 th (Co-ordinator needed) Keepit Carp Caper Thur 23 rd to Sun 26 th (co-ordinator needed) Fly Tying Mylestom Mon 27 th | Club Meeting Monday 20 th Committee Meeting Mylestom |
| DECEMBER | Home Waters Saturday 9 th (co-ordinator needed) Christmas Gathering BBQ Valla Tuesday 12 th | No Club Meeting Christmas Raffle Drawn |

Swansea Salmon Classic

Fri 18th to Sun 20th August

This year's 2023 Swansea Salmon Classic will be held in similar fashion of years past. Please read through the details below as some are new. It will begin Saturday and go through to Sunday. People will have to organise their own accommodation, meals and drinks, however, on Saturday night at 6pm the club will have a bbq, salads, tea, coffee and water. There are some fantastic places to grab takeaway breaky and lunch in Swansea, as well as great coffee. Or, pack some easy sandwich making supplies in the esky and do it on the water like I will be doing.

There are already reports of salmon in the channel so there is no doubt there will be fish around.

If you are a HVFFC club member and want to join in all the festivities - this will cost you \$Zero Dollars. Otherwise, it's a small \$20.00 fee for the weekend for non-members. This includes your Saturday night feast.



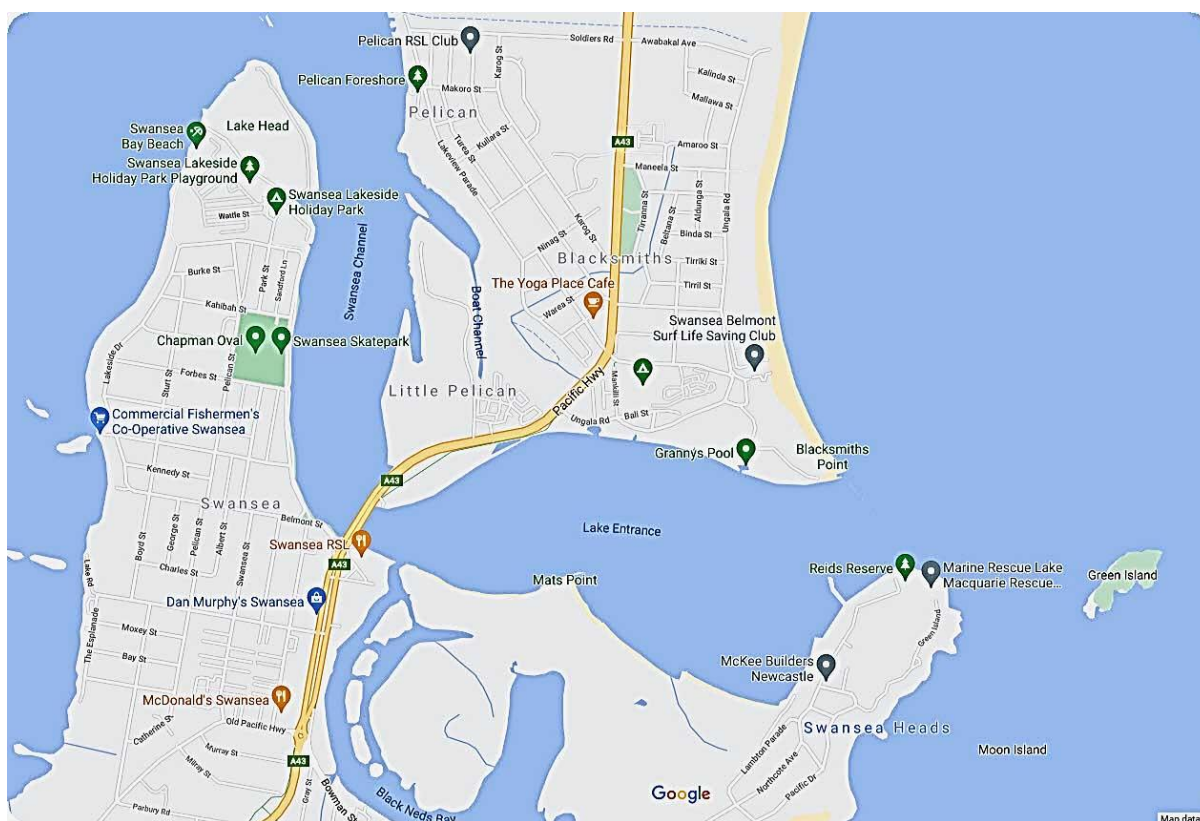
Fishing

That's what we're here for. The salmon usually work between Swansea bridge and Green or Moon Island (depending on your map), at various times of the tide. Bring a boat or a buddy with a boat and abide by all normal water navigation rules. If you have a spare seat, you will make somebody's day. Put it out there on email. Protocol dictates that you must not drive through the middle of a salmon school. Have respect for your fellow fishermen and don't spook the fish. One other thing, I encourage all to share information on flies and give a few excess ones away, tackle and locations as we all like to catch fish. This is particularly for the benefit of those members who have not fished here before. There is no competition, this is a chance to share knowledge and strengthen our fantastic community of fishermen.

The 2 main boat launching ramps are at Blacksmiths, over the road from the Holiday Park, and at Swansea, outside the Lakeside Park. Both are easily accessible. Be aware of what you and your boat can do, especially if you decide to cross the bar. Just one bit of advice, if you arrive early on the water your chances of getting fish multiplies!

Gear:- 8 or 9 wt rod with intermediate line and 15- 20lb tippet, just in case a few big green backs come in. Many flies work, and the fish will be feeding on small anchovies, white bait and our flies hopefully. Bring a range of Surf Candies to 75mm, smaller polar fibre flies or miniature Candies. Small Poppers can be exciting too if they are really fired up.

There are a lot of other species in the area - blackfish, bream, whiting, flatties, snapper and kings. Don't feel obliged to target salmon all day! The salmon are the main draw card though, as they make exceptional sport fishing on light tackle. However, the lake and inshore reefs hold lots of other opportunities too.



Accommodation

I have spoken to both caravan parks and they have plenty of accommodation both camping and cabins at the moment, **but you will need to book soon**. Let them know that you are with the Hunter Valley Fly Fishing Club and they will try and group you together in the park.

You take care of your own booking, whether camp or cabin. Go online to Swansea Lakeside HP <https://lakemacholidayparks.com.au/swansea-lakeside-caravan-park/contact-us> and check out the cost, availability and type of accommodation to suit your needs and budget. Blacksmiths Beachside offer great accommodation options if the SLHP is exhausted. Book early - you can always cancel.

| | |
|-------------------------------------|---|
| Swansea Lakeside Holiday Park- SLHP | Blacksmiths Beachside Holiday Park - BBHP |
| 1 Dobinson Drive | 30 Gommera St |
| Swansea | Blacksmiths |
| 0249712869 | 0249712858 |

Saturday night


Dinner - 6:00pm. Swansea Lake Holiday Park Function Room.

A buffet style bbq, salads and desert will cater for your needs after a gruelling day on the water, as well as water. Bring you own grog and specific non-alcaholic beverages.

RAFFLE - Ten Dollars to Enter the raffle - Prizes will be donated fly fishing related items of value up to \$20.00 - OPTIONAL Please bring a fly fishing related prize worth \$20.00 to donate to the raffle. This could be a handful of self tied flies, a spool of tippet, a bunch of tapered leaders, some fly tying material etc etc.. A fun way to raise money for the club. Keep it fishing related - club has suggested no booze please.

7 Important questions I need to know:-

- Who is coming?
- What club are you with?
- Who will need to pay the \$20.00?
- What days are you attending?
- Where are you staying?
- Are you joining for Saturday Dinner?
- Do you want to donate a prize to the raffle?



My contact details are

Email:- jeffandlynates@bigpond.com for details of your sta or

Mobile:- 0427002766 in emergencies

Marine Rescue Lake Macquarie (02 4972 7400) VHF Channel #16 or #27





Battle of the Bread Fly 2023

Formerly known as The Mullet Mash, the inaugural **Battle of the Bread Fly** will be held on our home waters on the Bellinger River at Mylestom on:

Saturday September 2nd



Start from the Mylestom boat ramp at 7.30 am.
Finishing at 12 noon. Lunch 12.30pm. Presentation 1pm.

This will be a fun competition with anglers only able to use bread flies. All fish caught to be photographed on a brag mat or similar measuring device. Absolutely no fish, dead or alive, will be eligible. There are no prizes except for the glory of being crowned champion. The champion will be the person with the most points verified by photos on a brag board.

Point Score: 5 points for first fish in each different species
1 point for each additional fish of the same species

Cost \$10 per person. This includes:
4 bread flies, sausage sandwiches for lunch, bread for burley.



Members are asked to team up in boats to take advantage of being able to fish anywhere in the Bellinger/Kalang Rivers. If you don't have a boat or kayak and can't find a ride let us know and we will ferry you to various land-based spots. Inexperienced fly fishers will be helped by members sharing their knowledge and skills.

There will be a briefing at 7.15am at the boat ramp at Mylestom where bread for burley will be distributed and information on where to fish will be supplied.

You MUST register for this event by Monday 21st August.

Contact: Allan on 0427457725 or Greg on 0427689400



Gathering @ Gumma

7th - 10th September 2023

Calling all club members to gather at Gumma Reserve via Macksville to enjoy a day, weekend, or four days of fly fishing, casting and fly tying.

Fish, cast, tie, learn and socialize with fellow club members.



Fish Warrell Creek and the Nambucca River from the bank, by boat or by kayak.

Target species on fly such as bass, bream, flathead, whiting and trevally.

The club will provide facilities for morning and afternoon tea each day and a sausage sizzle on Saturday night. Bring your own food and camping equipment if you intend to stay. Come for the day or stay for a while. The reserve has toilets, cold showers, a boat ramp and picnic tables. There is no cost for day visits. Camp sites are \$17 single or \$22 double per night. There are no bookings so get there early if you want to pick your camp site. Club members will be on site from Thursday morning. For details of the Reserve see:

<https://www.nambucca.nsw.gov.au/files/assets/public/development-amp-planning/gumma/gumma-camping-reserve.pdf>

You will have opportunities to fish some of the best waterways in our district. Fish upstream for bass or downstream for all the estuary species. Local members will share their knowledge.

Come and join in this club outing to catch fish on fly, and share, learn and have fun. Bring your boat, canoe, kayak, SUP or fish from the bank.

You MUST register for this event.

contact: Brian (Pip) on 0490469562 or Allan on 0427457725



Monday 18th September 2023

North Beach Recreation and Bowling Club, Mylestom



Buy/Swap/Sell from 5.30pm – 7.30pm

This is a regular club meeting night but the only business will be buying, selling and swapping. Bring your unwanted fly and general fishing gear to sell or swap. Bring you money (cash only) to find a bargain. Come for a chat. Come for a meal. Make sure you are there.

For more information phone Allan on 0427457725

Distant Members

The club has a membership category for distant members. Anyone living more than 80km from Coffs Harbour is entitled to a reduced membership of \$10. We have quite a few Distant Members who live up and down the east coast and as far south as Tasmania. While they can't get to meetings or outings, they are always welcome to drop in for a chat, a cast or a fish. They also get the consolation prize of a regular newsletter to let them know what they are missing out on.

Although we don't get to see many of them, Distant Members are a valuable part of the club. The fact they have taken the time to join, usually means they are keen and knowledgeable fly fishers willing to contribute and share. They can be a great resource when information is needed on the fishing in their neck of the woods. With the Swansea Salmon Classic coming up, our Newcastle members will be a great asset. Peter and Jeff are always ready to offer advice on where the salmon are and what to do when they can't be found (the coffee shop is always good for a visit!)



In Tasmania, we have a couple of distant members and Doug and I always take advantage of their local knowledge and hospitality when we are down there. Chris, having been a surveyor on the Tasmania Hydro Projects, knows his way around the state and all the best spots ... like Penstock Lagoon and the South Esk River.



Recently we had a visit from Distant Member Roger Clements from Shepparton in Victoria. Roger was visiting Tom Trefz at Emerald Beach and they were trying to find some bream. Roger did get one on board but the report he sent for the newsletter was about how good the trout fishing is in Murrumbidgee. Does that say something about how hard it has been to find a bream or just that Roger is a true blue troutie?



Roger sent in this story for the newsletter to remind Tom why he lives where he lives. It's always great to get a story or report from members near or far to add interest to the newsletter.

The Big 'un

By Roger Clements

A few years back, Tom and I took a break from the days spent fishing Eucumbene and explored the Murrumbidgee by taking a rough track down to the river above Tantangara Dam. Upon reaching the water we split up, Tom electing to walk downstream and fish up.




I sat down just above a bit of sandy beach and munched an apple. John Sautelle used to say that you should not stumble straight into a stream, but sit down for five minutes to see what was going on. There was a circular eddy at the edge of the sand with a bit of scum going round and round. Suddenly there was a loud gloop, leaving a bubble the size of a golf ball. That was a big fish I thought.

Up and down from where I sat, several rainbows had risen. How was I going to get a fly into that eddy? I tied on a grasshopper fly and cast it upstream.....hoping one of the rainbows wouldn't take it. (How often does that happen) As the fly came downstream I retrieved line until the fly became caught in the eddy with only a foot or so of tippet on the water. The fly gently revolved in the scum and I looked at my watch. Twenty minutes passed and I sat still and munched the apple.

All of a sudden there was another gloop and my fly was gone! "Got 'im" I shouted and stood up. The line went tight and bowed my rod when an enormous brown left the water. I can still see it, poised above the stream, it's tail as broad as my hand, every spot on its flanks etched into my memory, before it crashed back in the water and dived deep.

The Murrumbidgee took a right-angled bend above the run, pushed by a strata of rock which showed above the grassy hill and crossed the line of the stream. Some of the loose rocks were underwater and as big as refrigerators. My fish made for these and I felt that horrible chafing before the line parted - my fish was gone. I sat down with shaking hands and pondered what I would have done if I had succeeded in landing it. It was a fish like we all see on the walls of country pubs. Would I have killed it?



The Great Lake Hotel at Miena in Tasmania.

The fish decided it's fate, but I concluded I couldn't kill a fish like that.

After a while, after and another apple from my fly vest, I tied on another scruffy deer hair grasshopper and caught the rainbow that was rising consistently upstream. Normally I would have been elated, but it felt like an anti-climax.

Roger

Fishing Reports

With no one able to write a report for our last outing to Macksville, I decided to ask ChatGPT to do it for me. These are the instructions I gave:

"write a report for the Coffs Coast Fly Fishing Club's newsletter on our recent outing to Macksville. Twelve members, five boats, good weather, a few small bream and flathead caught, finished with barbeque lunch, enjoyed by all."

When you read what Chat wrote you will see why we need more members to write reports. Even my meagre instructions would be better. What do you think? I've added photos from Vaughn and Glenn to give the report some authenticity.

Greetings, fellow fly fishers! We are delighted to share an exhilarating report on our recent outing to Macksville. With a group of twelve enthusiastic members, five boats, beautiful weather, and a successful day of fishing, it was an outing to remember. Read on to relive the highlights of our thrilling adventure!



Mother Nature blessed us with ideal weather conditions for our excursion to Macksville. The sun graced us with its warm rays, and a gentle breeze accompanied us throughout the day. The calm waters of Macksville's picturesque river provided the perfect backdrop for a day of fly fishing bliss.

Our club's dedicated members are the heart and soul of our fly fishing community, and their passion was evident on this memorable outing. Twelve of our members eagerly joined in the adventure, each bringing their unique skills and enthusiasm to the table. The camaraderie and shared love for fly fishing created an electric atmosphere that added to the overall enjoyment of the day.



Armed with our five well-equipped boats, we set out to explore the diverse fishing opportunities that Macksville had in store for us. The river's tranquil beauty revealed hidden gems at every turn. From shallow flats to deeper channels, we had a chance to test our skills and try different fly fishing techniques. Macksville's waters provided the perfect playground for our fly fishing pursuits.



Though the fishing conditions posed a challenge, our skilled members showcased their expertise and determination, resulting in some notable catches. Despite the elusive nature of the bream and flathead, we managed to land a few small ones. The joy and satisfaction on each angler's face when they reeled in their catch were contagious, making the experience all the more rewarding.



After a successful day of casting lines and reeling in fish, we gathered together to relish in the spoils of our outing. A delightful barbeque lunch awaited us, prepared with care and enjoyed by all. As we shared stories of our fishing triumphs and near-misses, laughter and camaraderie filled the air, reinforcing the strong bonds within our club.



Our recent outing to Macksville was truly a day to cherish. The combination of enthusiastic members, fantastic weather, and the thrill of the catch made it an unforgettable adventure. As we continue to explore new fishing destinations and grow as a club, outings like these strengthen our bonds and fuel our passion for fly fishing.



As we eagerly anticipate future adventures, we encourage all members to actively participate in our club's activities. Share your fishing tales, tips, and techniques during our meetings and newsletters. Together, we can continue to grow as a community of passionate fly fishers and make lasting memories on the Coffs Coast.

ChatGPT

Fishing Reports (cont)

Here's a little report from Jason in the form of a video clip which was posted to our Facebook Group. It just goes to show you don't have to be a casting instructor or be able to attend the casting group to make the perfect cast. It's been a great season and being able to catch fish on dries right through to closing day makes for a fitting end.

On a late season trip...faced with a 'hero cast' presenting a dry to a rising fish tucked in a tight spot.

You can't see the bushes in my back cast so I couldn't carry much line (thus the long 'shoot' on the final presentation) ...nor the overhead hanging branches that required the cast to be made from a squat position in the creek!

If I duffed the cast and the fish spooked...it would have shot upstream and downed the fish we knew would be active in the next 'honey hole'.

*No pressure at all!
Some days you get lucky!*

Jason

Ctrl+Click to watch the video



Bill was one of the few people to land a bream when the Tuesday Casters went to Valla last week. The water was crystal clear and the fish saw us coming before we could make a cast. Glenn managed to fool a couple and even your acting secretary managed to get one on a bread fly.

Fourteen members turned up to put their casting skills into practice. With a few members wearing club shirts and hats, it was obvious this was a club outing and we had some interest from one of the passers-by about joining the club.

As usual, Vaughn was busy taking photos of the scenery and the fishing action. There aren't many shots of catching, but you will see from the photos everyone was still having a great day.





© Vaughn 2023

Glenn caught a couple (as usual) but not while the camera was looking.



© Vaughn 2023

Steve brought his grandson along and Lucas had his first try with a fly rod. Great cast for a beginner!



© Vaughn 2023

Tom and Murray fished the beach for no result but enjoyed the perfect conditions.



© Vaughn 2023

Rear Admiral Greg supervised from his boat and also made sure we were well fed at lunchtime.



© Vaughn 2023

The bridge proved popular but unproductive.



© Vaughn 2023

Not sure what Murray is doing here but I wouldn't recommend it as a way to land a fish.



© Vaughn 2023

Not many fish, but we all enjoyed the paddle despite the water being a bit cold.

Photographs



Through the magic of a good camera and great photographer, these photos show what rod loading and loops can look like. Thanks to Vaughn for giving up his fishing and casting time to record the action.



Apologies to those who only see these photographs on their phone. Hopefully we can show a few on the big screen at future club meetings. Don't forget you can also view these photos and others from our Flickr account:

https://www.flickr.com/photos/coffs_fly_fishers/



What a Difference a Fly Line Makes

An activity that we do often in our weekly casting group is a rod testing session. This consists of having everyone place their rod in a circle so that each person has a chance to cast each rod in turn. I sometimes throw in a few of my rods to make things interesting. My rods range from very cheap to expensive and include 4 or 5 identical rods. The identical rods are matched with different line and leader setups. To avoid preconceived ideas about rod brands, I mask the information about the rod with tape. This is probably not necessary in the case of most newcomers who have yet to learn that “sage” is not just an herb they grow in their garden.

Working in pairs, the group then spends about 5 minutes "testing" each rod with short casts, long casts and roll casts. Then they have to write up their findings on the sheet provided:

Rod: State Brand name written on blank (if visible)

Weight: What weight line is the rod rated for? e.g., 5 weight (guess if it is covered up)

Comments about Line: Does the line work with this rod, how does it feel, what taper does the line have?

Comments about the Rod and Line: Some rods are identical but have been setup with different lines. Pay particular attention to the way the rod responds to the line and comment on the way the rod and line work together.

| Rod | Weight | Comments about Line |
|------------------------------|--------|---------------------|
| | | |
| Comments about Rod and Line: | | |

The handful of people who read these articles are probably part of this casting group and know about this already. Those who haven't been involved will be wondering where all this is leading. The reason I am writing about this comes from the discussion and questions that this activity generates. The "testing" leads to conversations about fly rods and fly lines and what a difference a fly line can make.

Of the many things discovered and talked about during these casting sessions, the biggest eye opener for most people is how fly rods perform with different fly lines. When you only own one or two outfits that have been put together by someone in a fly shop, you are not always aware that there are other options. It is only as you try a variety of rod and line combinations that you can see and feel the difference. This is where a casting group with a range of rods and lines to try is invaluable. It also helps to have a casting instructor who has too many rods and lines.



The Tuesday Casting Group in action. Photos courtesy Vaughn Hagelstein.

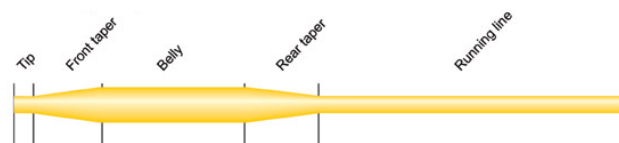
As an aside, I wrote an article about fly lines back in 2015. Back then, I did a Google search and counted over 60 different fly lines on the market, and that does not include all the no-name brands from China. Although there are so many brands on the market there are only a handful of manufacturers who make these lines. I could only find 6 major manufacturers of fly lines in the world (again, excluding China). If you do the maths, you can see that many different brands come out of the same factory. I think if I were to count fly lines and manufacturers today the figures wouldn't be much different. You can see an updated list at the end of the article.

The difference a fly line makes really became obvious when comparing identical rods set up with different lines. Five 4 weight rods were assembled with various lines and leaders. The rods were definitely at the cheaper end of the market but when they were matched with the right line, they performed very well and scored quite highly in the opinion of the casters. When the rods and lines didn't work together, the results were equally obvious.

Comments about how the rods and lines worked together left people asking lots of questions about fly lines. When you have spent as much money as I have on fly lines, you take it for granted that everyone knows all there is to know about fly lines. That wasn't the case within our group and it may not be the case with you. So, for those who are beginning their fly fishing journey, I need to go back and explain a few things about fly lines. If you already know these things you can skip this section (you probably haven't bothered to read this far anyway!)

As I mentioned earlier, I have written about fly lines on a number of occasions in this column but I am still only scratching the surface on the subject. If you want the whole picture there's Google and plenty of books, videos and magazine articles by more knowledgeable people than me. One of the most authoritative figures in the design of fly lines is Bruce Richards of Scientific Anglers. He is considered by many to be one of the top fly casters and instructors in the world and what he doesn't know about fly lines is not worth knowing. His book, "*Modern Fly Lines*", published in 1994, is still regarded as the 'bible' on fly lines and sells for over \$200 when one can be found.

I don't have a copy of Bruce's book (does anyone have a copy to sell?) but if you were to read the book you would learn a lot about fly lines that will help you understand the difference a fly line can make. The following information is not from Bruce's book but I am sure it's pretty close to what he has written. Understanding this background information on fly line terminology and taper is essential if you are going to get the most out of your fly rod and line.



Line tip: the front part of the line, equally thin over its length, where the leaders is attached. The tip was level so that when cutting off leaders with nail knots you didn't lose any of the taper of the fly line. These days the tip is often omitted and replaced with a welded loop.

Front Taper: The front taper is the section of the fly line that transitions from the thick belly to the fine tip. It helps control the energy transfer during casting, allows for delicate presentations, and provides smooth turnover of the leader and fly.


Belly: The belly is the thickest and heaviest part of the fly line. It carries most of the line's weight, providing the momentum required for casting larger flies or longer distances. The length and taper of the belly vary depending on the specific fly line design and purpose.

Rear Taper: The rear taper is the section of the fly line that transitions from the thick belly to the thinner running line. It helps control the transfer of energy during the casting stroke and ensures a smooth turnover from the belly to the running line.

Running Line: The running line is the thinner and more level section of the fly line that extends from the rear taper to the end of the line. It is designed to shoot through the guides smoothly during casting, allowing for longer distance casts.

Welded Loops: Many modern fly lines come with pre-welded loops at both ends. These loops provide convenient attachment points for leaders, tippets, or backing, eliminating the need for knots.

Now that you have a handle on the terminology of fly lines you need to know about their taper. The taper of a fly line refers to how the weight and diameter of the line are distributed along its length. In the days of horse hair and silk, fly lines were usually level as it was difficult to make complex tapers by weaving the natural materials together. Once plastics came into the equation, level lines lost their popularity as complex taper were able to be made when extruding the coating. Level lines are almost impossible to find today except as running lines for shooting heads.



There are five common tapers that you will find available today. Each one is different. The taper affects how the line loads the rod, how it shoots through the guides, and how it delivers the fly to the target. Selecting an appropriate taper can make a world of difference to how a rod casts and fishes. Our casting group quickly discovered what a difference a taper can make.

Here are the five common tapers but within each category there are many variations as can be seen by the variety of fly lines produced by many fly line companies.


Weight Forward (WF): This is the most popular taper for fly lines. The weight is concentrated in the front section of the line, making it easier to cast long distances and control larger flies. The front taper, belly, and rear taper are all designed to facilitate smooth casting and accuracy.



Double Taper (DT): In a double taper line, both ends of the line taper gradually towards the middle. This allows for delicate presentations and better control at shorter distances. DT lines can be reversed when one end gets worn out, effectively doubling the lifespan of the line.



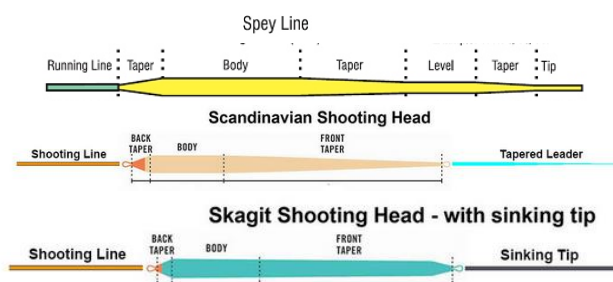
Shooting Head Taper: These lines have an aggressive front taper and a thin running line. They are designed for long-distance casting, particularly for saltwater or big game fishing. Shooting tapers enable anglers to shoot out more line with less effort.



Triangle Taper: Triangle taper lines have a long, gradual front taper that forms a triangle shape. This design allows for delicate presentations, accurate casting, and gentle turnover. They are favoured by anglers who require precise control and want to achieve delicate presentations.



Spey Lines: Spey lines are specifically designed for two-handed casting techniques, primarily used in Spey and switch rod fishing. They come in various tapers, such as long belly, mid belly, and short belly, to accommodate different casting styles and fishing conditions. Scandinavian and Skagit lines are variations of the spey line.



When it came to testing different tapered lines on the same rods in our casting group, it became obvious what a difference a fly line can make. Some tapers worked well while others presented problems or did not do the job as was expected. But there's a lot more to understand about fly lines than just taper. The way we weigh a line to find which rods it is designed for, the core, coating, texture and even the material that it is made from are all important factors to consider. Next month, I'll discuss these and other things about fly lines in the never-ending discovery of what a difference a fly line makes.

Updated Fly Line Manufacturers in 2023


Airflo - Based in the UK, now owned by Mayfly Outdoors, an American company. Cortland - USA. Monic - USA. Northern Sport Fishing- UK and Canada, now probably only manufacturing in Canada. Rio - USA. Owned by Fairbank who also own Sage. Scientific Anglers (Orvis owned) - USA. Leichi - China. Best known for their brand Maxcatch. (Not much is known about Leichi they may outsource production and there may be many more Chinese manufacturers.

Updated Fly Lines in 2023

Cortland, (Masterline), RIO, Airflo, Northern Sports (Shakespeare), Monic, Scientific Anglers, Jim Teeny, White River, Barrio, Snowbee, Wildfisher, Blue Halo, Beulah, Streamside, Cabelas, Orvis, Royal Wulff, Sage, South Pacific, Vision, Guideline, Loop, ARC, Redditch, Hardy, Greys, Iridius, ZEN, Michael Evans, SKB Pitsford Pirate, 406, Sunray, Allen, Mackenzie, Scandinavian, Talon, Aleka, Stalker, Sonik, Hatch, Naru, Sierra, Ron Thompson, EGO, Drury, AquaPro, Speyworks, Gaelforce, Ballistic, Partridge, LTS, CND, Wychwood, Shakespeare, Sierra, Maxcatch, Sexyloops
Ballistic, Spartan

Fly Tying

The theme for this month's fly tying competition is a choice of an Australian salmon fly or a bread fly. With the 'Battle of the Bread Fly' and 'Swansea Salmon Classic' coming up, fly boxes will need to be topped up with your favourite ties for these outings.



Bread flies have featured in the newsletter before, so for something different, this month's step-by-step will feature a fly for Australian Salmon. Most people will opt for a surf candy which has been very successful on salmon (and other species) before. The problem is with surf candies you need UV resin and a UV torch which not everyone has.

I came across this fly second hand from Jim Wray who stole it from Peter Blom from the South East Queensland Fly Fishing Club. Peter just calls it "the fly" because he uses it almost exclusively. I think we should call it "Blommy's Baitfish." Peter has been using this pattern for many years for salmon, tuna, trevally, bream,

queenfish and a host of other species. He was probably using it for bass when we met up with him and fellow SEQ club members at Toonumbar Dam a few years ago. It's a versatile fly that is quick and easy to tie and it works. I haven't caught salmon or trevally on it yet but it has worked in the Bellingen on the local bream.



Doug, Peter Blom (centre) and Jono chatting about flies at Toonumbar Dam

The beauty of this fly is it needs few materials and can be tied on regular saltwater or jig hooks. Peter uses jig hooks for all his ties. The advantage of the jig hook is the fly swims hook point up, avoiding snagging the bottom and the angled eye gives the fly a very undulating movement when stripped.



This is the fly we will be tying at this month's fly tying night. We will be tying it on both a regular and a jig head hook. The instructions that follow, show the fly being tied on both styles of hook. Although the pattern is copied from Peter's fly, I have changed a few things to match the materials I had on hand and my lazy tying habits.

Materials

Thread: You can use any thread you like. I used some pink (I think it's pink flat 3/0). Peter likes to coat the hook shank with head cement (clear nail polish) before using clear mono thread and running it down the shank to give the fly greater durability. He finishes the head with pink UV thread.

Hooks: Size #4 O'Shaughnessy Saltwater Hook or size #4 jig hook in your favourite brand. (Peter uses Gamakatsu 11409 Jig Hooks Size #2.)



Eyes: Bead chain small or large depending on size and weight. You could also use brass dumbbell eyes



Body: White sparkle chenille such as Estaz Petite



Wing: White Unique Hair, Streamer Hair, Slinky Fibre or similar.

Tail: I used blue Krystal Flash but Peter prefers UV Pearl.



Place hook in vice and introduce thread.



Tie in bead chain (or dumbbell) eyes.



Tie in a few pieces of blue Krystal Flash for the tail.



Introduce the white chenille and wrap thread forward to the front of the eyes.



Wrap chenille forward and tie off in front of eyes. Trim excess.



Turn fly over and tie in a slip of white synthetic hair about twice the body length.



Build up the head and tie off. Secure with head cement.



The finished fly is ready to fish.



Fish this fly like you would any streamer, clouser or surf candy. Use with a floating line for surface feeding fish or add weight by wrapping lead around the shank before covering with chenille. Lead dumbbell eyes can also be used for extra weight. Use a sink tip line for getting down to where bream and flathead live.

The following information comes from Peter who is happy to share his pattern with anyone who wants to use it.

I use the jig hook as it doesn't seem to get bitten off as often as straight shank hooks when you encounter toothy critters. While the materials used in the pictures are similar to the ones I used to use, I have changed to some that reflect a bit of UV (but not too much). Please see photo for most of the materials used - I use clear nail polish as a base for the materials to fix to

hook shank to make fly last longer when catching fish with teeth. I also use 1kg mono to build the fly and Loctite super glue as head cement. I use an intermediate line and fluorocarbon tapered leader. For deep fish eg trevally, flathead or bream I use short (100mm) slow strips but if bream are hitting shrimp on the surface same short strips but a bit faster - if tailor, trevally or queenies are about long fast strips do the job.

Blommy



Not only is Peter a champion fly tyer, he can catch fish on his flies, too.





All caught on Blommy's Baitfish fly.

CLUB SHOP



Short sleeve dress shirt with logo.
Currently taking orders. \$45 each. \$10 postage.



The original fishing shirts made by Big Fish in Darwin. None available. We need a minimum order of 35 to get new stock. The cost would be about \$80 each.



A few Club caps in stock ... \$15 each.
Can order more if needed.



A few Club Hats in stock ... \$20 each. Can order more if needed.



Boat stickers in stock ... \$10 each. When they're gone no more will be printed.



Club Patches. None in stock but more can be ordered or better still take your garments to Nambucca T-shirts and have the logo directly embroidered for \$10.

To order from the Shop contact the Treasurer or the Secretary



HALL OF FAME

FISHING

FOUNDATION FLY MASTER

Ray Phipps
Michael Ferris
Greg Artlett
Jim Hyatt
Brian Mighell
Garry Bennett
Anthony Heiser
Rod Ryan

BRONZE FLY MASTER

Greg Artlett
Jim Hyatt
Brian Mighell
Garry Bennett
Anthony Heiser
Doug Urquhart
Ray Phipps

CASTING

FOUNDATION LEVEL

Bill Anderson
Greg Artlett
Garry Bennett
Mick Cannon
Michael Ferris
Ken Holley
David Lindsay
Brian Mighell
Stephen Mitchell
Murray Robinson
Nigel Smith
Doug Urquhart
Jim Wray
Ray Phipps
David Small
Steve Rampant
Mark Flook

BRONZE LEVEL

Greg Artlett
Bill Herd
John Starr
Greg Baxter
Ray Phipps
Doug Urquhart
Jim Wray
Mark Flook
Garry Bennett
Bill Anderson
Michael Ferris
Murray Robinson
Phill Stever
Garry Germon
Glenn Colquhoun
David Lindsay



HALL OF FAME

FISHING

SILVER FLY MASTER

Tom Clancy
Jim Wray
Glenn Colquhoun
Brian Mighell
Allan Ekert
John Starr
David Lindsay (2)
Doug Urquhart
Murray Robinson
Bill Anderson
Garry Bennett

CASTING

SILVER LEVEL

GOLD FLY MASTER

David Lindsay
Tom Clancy
Glenn Colquhoun
Brian Mighell
Allan Ekert

GOLD LEVEL

Allan Ekert

FLY TYING COMPETITION WINNERS 2023

| | | |
|------------|---------------------|-----------------|
| February: | Bass Fly | Glenn Colquhoun |
| March: | Estuary Fly | Steve Rampant |
| April: | Trout Fly Dry | Doug Urquhart |
| May: | Trout Fly Wet | Bill Anderson |
| June: | Shrimp | Pip Bevan |
| July: | Salmon or Bread Fly | |
| August: | Clouser | |
| September: | Foam Fly | |
| October: | Carp Fly | |
| November: | Anything Goes Fly | |

Our Supporters

These people have all helped our club in one way or another. When you are looking for products and services make sure you consider them first



Membership Fees

Membership Fees are as follows:

Adult membership \$30

Family membership \$40

Concession membership \$20

Junior membership free

Distant membership \$10

The membership year runs from 1st July to 30th June.

Membership fees will be halved if joining after December

Family membership is available for a group of two or more persons related by birth, marriage, de facto relationship or adoption who live together.

Concession membership is available to pension card holders (including disability support and aged), Centrelink and Veterans Affairs cardholders

Distant membership is available to anyone living more than 80km from Coffs Harbour.

Junior membership is available to anyone attending primary or secondary school.

Fees can be paid:

1. **In cash** or by **cheque** at the next meeting or fly tying night. (cheques made payable to Coffs Coast Fly Fishing Club Inc.

2. **By cheque** posted to:

The Secretary
Coffs Coast Fly Fishing Club
11 Butterfly Close
Boambee East
NSW 2452



3. **Direct deposit:** Bananacoast Community Credit Union



BSB 533 000

Account Number: 02051766

Name: Coffs Coast Fly Fishing Club Inc

Reference: Your surname

When depositing, make sure you include your surname in the Reference section. e.g. **Ekert Membership**.

Club Contact Address

Our official email address is

coffscoastflyfishers@gmail.com

Our mailing address is:

The Secretary

Coffs Coast Fly Fishing Club

11 Butterfly Close

Boambee East

NSW 2452

Electronic Contacts

We have a Coffs Coast Fly Fishing Club website which can be found at:

<http://coffscoastflyfishing.weebly.com/>.

If you find problems with the website such as broken links please email the Secretary so they can be rectified.

Our Facebook Page can be found at:

<https://www.facebook.com/coffscoastflyfishing/>

We have a **Facebook Group**. If you are on FB all you need to do is search for Coffs Coast Fly Fishers and ask to join the Group

Coffs Coast Fly Fishing Club Inc.

Nomination form for the election of executive office bearers and committee members for the year 2023 -- 2024

Note: nominees, proposers and seconders must be financial members of the Club.

I, *(print name)*

.....Signature.....date.....

wish to nominate *(print name)*.....for the position of
(place a cross or tick before the nominated position)

- _____ president
- _____ vice president
- _____ secretary
- _____ assistant secretary
- _____ treasurer
- _____ club captain
- _____ committee member

I, *(print name)* second the above nomination

(signature)date

=====

I, *(print name)*..... accept nomination for the above position

(signature).....date.....

=====

Please return the signed nomination form by post or email to:

The Secretary,
Coffs Coast Fly Fishing Club Inc.
11 Butterfly Close
Boambee East NSW. 2452
email: coffscoastflyfishers@gmail.com

Coffs Coast Fly Fishing Club Inc.

Membership Form

I apply for Membership or Renewal in the following membership category (*tick appropriate box*):

Adult \$30 Family \$40 Concession \$20 Junior - Free Distant \$10

Please fill all information below:

Name: _____ DOB: _____
Address: _____ Town: _____
Postcode: _____ Home Phone: _____ Mobile: _____
Email: _____
Emergency Contact: _____ Phone: _____

For Family Membership please complete the details below:

Name: _____ DOB: _____ Relationship: _____
Name: _____ DOB: _____ Relationship: _____
Name: _____ DOB: _____ Relationship: _____

By signing below you agree to abide by the Constitution, rules and safety regulations of the Club.

Signature of Applicant: _____ Date: _____

Signature of Legal Guardian if for Junior member: _____ Date: _____

The club uses photographs taken by members or of members in the newsletter, promotional materials, on the website and on our Facebook Page. If you do not want your photograph to be used, tick here.

Phone numbers and email addressed are shared by club members to co-ordinate club outings and for safety purposes. If you do not want your details shared, tick here.

This signed Membership form must be given or sent by email or post to the Club together with payment of annual Club fees. Payment can be made by cash, cheque, or direct deposit.

Post signed form and cheque to:

The Secretary.
Coffs Coast Fly Fishing Club
11 Butterfly Close
Boambee East
NSW 2452



Bananacoast Community Credit Union
Ltd and Police & Nurses Limited

Direct Deposit:

BSB: 533 000
Account No: 02051766
Coffs Coast Fly Fishing Club Inc
Reference: **Your surname**

Notes

Club Membership Definitions:

Concession membership is available to; Pension Cardholders (including Disability support and Aged), Centrelink and Veterans Affairs Cardholders.

A family is a group of two or more persons related by birth, marriage, de facto relationship or adoption who live together.

Junior membership is available to anyone attending primary or secondary school.

Distant membership is available to anyone living more than 80km from Coffs Harbour. Distant Members are entitled to all the benefits of club membership and are covered by public risk insurance.

Fees:

Our preferred method of payment is Direct Deposit. When making a **Direct Deposit** please ensure you include in the Reference: your **Surname** so the payment can be identified by the Club Treasurer and a receipt issued.

Fees can be paid in **Cash** or by **Cheque** at a meeting or club outing.
Cheques to be made payable to **Coffs Coast Fly Fishing Club Inc.**

Completed Membership Forms:

Can be scanned and emailed to the Secretary at coffscoastflyfishers@gmail.com

Can be hand-written and handed to the Secretary at a meeting or event.

Can be posted to the Secretary at the above address.

All information supplied will be held in Club records and will only be available to financial Club members, if approved by the applicant as indicated on their Membership Form.