


The *Flyer*



Official Newsletter Of The



The Flyer

The Official Newsletter of the Coffs Coast Fly Fishing Club

MAY 2022

Contents

President's Report	Page 3
From the Editor	Page 4
Club Executive	Page 5
May Meeting	Page 6
May Outing	Page 6
Fly Tying Night	Page 6
Tuesday Casting Group	Page 7
Try Fly Fishing Ebor	Page 7
Dunmore Trout Waters	Page 9
Bass Season Closure	Page 9
Club Calendar	Page 10
Committee Decisions	Page 11
Fishing Reports	Page 12
Grand Slams	Page 15
Home Waters	Page 16
Tying with Bucktail	Page 17
Casting Around - What's Your Stance?	Page 20
Grand Slam Awards	Page 25
Club Objects and Purposes	Page 26
Club Roles and Responsibilities	Page 27
Our Supporters	Page 30
Membership	Page 31
Membership Form	Page 32

Front Cover: Trout live in beautiful places and this photo from Jason Stratford surely proves the point as John Starr searches for another trout from a picturesque Ebor stream.

PRESIDENT'S REPORT



May 2022

So far, I have managed to avoid Covid but Marlene and I have both come down with the common cold which doesn't want to go away. I've been so crook I couldn't go fishing at Valla this week or attend the fly tying night at Mo Tackle. I did do a Covid test to make sure it was only a cold and that's the case. I just hope I never get Covid if it is worse than what I have now.

From all reports the fly tying night was a big success with eleven of our members turning up to swell the crowd. I would like to thank John Everett and the people at Mo Tackle for putting on this night and inviting us along. John says this will be the first of other fly tying nights so I am looking forward to being well enough to attend the next one.

A couple of weeks ago we had sixteen people attend our Tuesday casting group so we must be doing something right ... or maybe it has just been too wet to get out fishing and the casting day is the next best thing! The regular casting and fishing sessions on Tuesdays has been one of the best things the Club has done. We are all getting better at casting and enjoying the

opportunity to meet for a chat and coffee. The next thing we have to do is find a time and place to run some sessions for those who work and can't make it during the day.

I don't know if you ever take any notice of the photo at the top of this page. I'm sitting at one of my favourite places, Penstock Lagoon in Tasmania. We didn't get down there this year because of Covid but hopefully we will be able to do it again. Trips away when you can just relax and enjoy the company of other people who like fly fishing are always fun. The Club has a trip to Dunmore Trout Waters coming up in July and we are looking at another longer trip to Queensland later in the year.

I hope to catch up with everyone again as soon as I stop coughing and sneezing (it's definitely not Covid). Have fun while the sun's out because I think the rain is back next week.

Doug

From the Editor

We are getting closer to our Annual General Meeting in July when all positions will be declared vacant. Think about how you can contribute to the continuing growth of the club by taking on a leadership role. Executive and Committee role statements are appended to this newsletter so you can find out about the responsibilities that come with each position. If you are interested you will be given all the help you need to get up to speed and continue the good things that are happening. The Club can only go forward if there are people to lead it.

One of the goals of the Club is to promote fly fishing and encourage more people to get involved. This year we've taken our casting program to Dorrigo and this month we are running a Try Fly Fishing day at the Ebor Trout Hatchery. These activities are not just about attracting new members but spreading the word about fly fishing and the existence of the Coffs Coast Fly Fishing Club.

There are a few things you can look forward to in the coming months to get the most from your Club membership. We have outings to our Home Waters on the Bellinger/Kalang Rivers in May and June and a trip to Dunmore Trout Waters in July. Check the Club Calendar on page 10 to see the outings and activities that interest you and get involved. And you always have the opportunity to pitch the idea for a new outing or activity at a meeting and have it added to the calendar.



Our Tuesday casting group continues to grow in numbers and has been instrumental in improving the casting skills of all who attend. It is interesting to see how new comers join the group and quickly learn from working with the regulars. We now have members of the group who are taking on teaching roles when needed. Learning to cast is fundamental to becoming a successful fly fisher and the best way to learn something is by teaching it.

I wasn't going to mention the weather again but it has been one of those years where everything has been affected by the rain one way or another. According to the BOM, Coffs Harbour has only had 6 days this month when it hasn't rained. When normal patterns resume, we should be in for some good fishing and an uninterrupted calendar of events. Let's hope that's soon.

by the Editor

Club Executive 2021-22



President
Doug Urquhart
0458696138



Vice President
Greg Artlett
0427689400



Secretary / Public Officer
Newsletter Editor
Allan Ekert 0427457725



Treasurer
David Small
0423112902



Assistant Secretary
Ray Phipps
0412525338



Club Captain
David Moppett
0411723221



Committee
Kevin Cosgrove
0438554843



Committee
Michael Ferris
0428636858



Committee
Murray Robinson
0425277026



Committee
Tom Trefz
0423676624



Committee
Brian (Pip) Bevan
0409469562



Committee
Walter Krainik
0439187380

May Meeting

The next meeting will be on Monday 16th May at the North Beach Bowling and Recreation Club at Mylestom. The meeting will commence at 6.30pm. Some members arrive about 5.30pm and have a pizza and drink so if you are new to the club this would be a good time to introduce yourself and get to know some fellow fly fishers.

The guest speaker for the meeting will be Jason Stratford. As most of you know, Jason has been struggling with a very serious illness. As a result, he has spent large sums of money trying to find a cure and has had to move to the coast to get a proper job to pay his medical bills. Doctor *Scott*, his specialist, has given him some *Sage* advice and Jason is making *Epic* progress. Soon he will be *Abel* to go fishing again and get back in the *Loop* ... Jason will be talking about *Tackle Addiction* and why you have to have another fly rod.

This will not be a business meeting but there will be time for anyone to pitch an idea for an outing, give a fishing report and to discuss upcoming events. The usual raffle will be conducted with prizes drawn on the night and tickets will go in the barrel for the tri monthly major draw which will be the choice of a fly line from [South Pacific](#). Choose from one of the lines below in whatever weight you are looking for or if you don't see what you need jump online and check out the range of quality South Pacific Fly lines from:

A1flyfishing.com.au
ON-LINE DISCOUNT TACKLE SPECIALISTS



May Outing

There is only one outing planned for May and that is to our Home Waters on the Bellinger and Kalang Rivers at Mylestom on Saturday 14th. A boat, canoe, kayak or SUP will make the fishing easier but for those land based you will be taken by boat to the sandflats to fish. There is no set starting time but someone will be at the boat ramp at 7.00am if you need help or transport. We will meet up after fishing for a sausage sizzle lunch at 1.00pm.

This will be a great opportunity for those wanting to get a start on the Grand Slam Awards. Target species will be bream, mullet, luderick, trevally and flathead.

You must register for this outing so you can be contacted with further details. You can email ccffc@tpg.com.au or call Allan on 0427457725.



Fly Tying

Our next fly tying night will be held on Monday 30th May at the North Beach Bowling and Recreation Club at Mylestom. We will be meeting out the back in the Osprey Room at 6.00pm. We will be continuing the bucktail theme tying Clousers. You will need to register so that a material pack can be made up for you. The cost will be \$5. You can register at the next meeting or by contacting the Secretary.

Tuesday Casting Group

Casting continues this month for the day group where despite rain and flood our numbers continue to grow. We haven't been able to find a suitable venue for the evening sessions so if anyone knows of an affordable indoor stadium we could hire please let us know.

If you want to join the Tuesday Casters you can just turn up at the Cricket Oval in Mylestom opposite the boat ramp. We are there most Tuesdays from 10.00am. Be aware that this year we have had to move on a couple of occasions due to rain and water on the oval. If you can't find us, take a short drive down to the Alma Doepel Reserve near the Cafe and we will be sheltering there. You also need to note that once a month the group goes on a fishing excursion so you won't find us at all. If you are thinking of joining the group best to make contact and check the program.



The program for May is as follows:

- Tuesday 3rd Casting Mylestom. This will be a catch-up day where we will be going over some of the activities we have done and allowing time to help individuals.
- Tuesday 10th Fishing at Valla Beach
- Tuesday 17th Casting Mylestom
- Tuesday 24th Casting Mylestom
- Tuesday 31st Casting Mylestom

For more information you can contact Allan on 0427457725.

Try Fly Fishing

Our club, in conjunction with NSW DPI Fisheries, is conducting a Try Fly Fishing workshop for families. This will be held at the Dutton Trout Hatchery at Ebor on Saturday 28th May.

We are encouraging adults to bring their kids, grandkids, the kid next door and have someone teach them how to fly fish and catch a trout on fly in the hatchery dams. This is a shout out to all mums, dad, aunties, uncles and grandparents to reach out to the children around them and get them involved. It will be a fun day. It will be day of learning. It will be a day you shouldn't miss. Use the QR code on the next page to find out more and register.



The Try Fly Fishing day will be run by DPI Fisheries Staff and members of our club. As there will be children involved, club members will have to have a current working with children check if they would like to help. If you have a WWCC and would like to help out let us know. Anyone wanting to get a WWCC can do so free of charge by completing the documentation here:
<https://www.service.nsw.gov.au/transaction/apply-working-children-check>



Department of
Primary Industries



Try Fly Fishing

A family day at Dutton Trout Hatchery, Ebor.
Adults and children learn to fly fish and catch a trout.

All equipment and lunch provided.

Conducted by NSW DPI Fisheries and Coffs Coast Fly Fishing Club

Saturday 28th May – 8.30am to 4pm
Bookings essential. Sign up at Eventbrite.
Places are limited.
Cost \$30 per family (1 adult + up to 3 kids)



For more information contact Allan Ekert
Coffs Coast Fly Fishing Club
Phone 0427457725
Email: ccffc@tpg.com.au

Dunmore Trout Waters

Dunmore Trout Waters has been booked for the weekend 29th/30th July. Dunmore is a private fishery located near Wandsworth, 35 km north of Guyra and just west of the New England Highway. This is always a very popular outing and the 10 places fill quickly. To secure a place you need to pay a \$50 deposit to the club by the June meeting. Direct deposit is the best method to pay or you can pay in cash at the next meeting. Places will be allocated on first in basis.

The cost for accommodation, fishing and food is \$250 for the weekend. Refunds for cancellations will be provided up until the June meeting but after that if you cancel you will forfeit that part of your deposit that is needed to ensure other members will not have to pay more because of your withdrawal (the club receives a special rate based on the number attending.)



Dunmore is well stocked with rainbow trout and everyone will have a good chance of catching a trout on fly. There are also redfin present for anyone aiming for a freshwater Grand Slam.

If you are looking for a great place to catch your first trout on fly or just a relaxing weekend with good company Dunmore is the outing for you.

Bass Season Closure

The Annual Closure for Australian Bass and Estuary Perch is in force as of this Sunday, May 1st.

Anglers are reminded that the annual zero bag limit for Australian bass and estuary perch commences this Sunday, 1 May 2022, and runs through to 31 August 2022.

This closure provides protection for these key sportfish species as they migrate towards salt water for spawning.

Please visit <https://bit.ly/3sSH33K> for more detailed information regarding the annual bass and estuary perch closure.



All fish in freshwater impoundments, like Glenbawn Dam and Glennies Creek Dam in the Hunter Valley, Brogo Dam near Bega and Clarrie Hall and Toonumbar Dams in the northeast, are stocked fisheries, meaning anglers may continue to fish for these species in these waters all year round.

However, any Australian Bass or Estuary Perch caught in rivers during the closure must be returned to the water immediately with the least possible harm to the fish.

The zero bag limit does not close any waters to fishing and does not affect anglers fishing for other estuary species, such as bream or flathead during the colder months.

Club Calendar 2022

Here is the draft club calendar for 2022. It is provided to give you an overview of what might happen and an opportunity to plan ahead. Dates and changes will be added throughout the year and late changes will be in the Mid-Month Update and posted on Facebook and our website.

Month	Outings	Activities
JANUARY	No outing this month Meeting/Casting at Mylestom Oval at 5.30pm on Monday 17 th .	Club Meeting at Mylestom Monday 17 th
FEBRUARY	Bass Outing at Taylors Arm (Doug) Saturday 19 th	Club Meeting Monday 21 st Committee Meeting
MARCH	Casting Day at Dorrigo Saturday 19 th March Tuesday Casting Group Resumes 1 st March Homewaters Saturday 26 th March	Club Meeting Monday 21 st Mylestom Major Raffle Drawn
APRIL	Keepit Trip Wednesday 6 th to Saturday 9 th April Fly Tying at MO Tackle Tuesday 26 th 6.00pm Home Waters Saturday 30 th April	No Club Meeting Monday 18 th due to Easter Holidays. Committee Meeting Tuesday 19 th
MAY	Home Waters Saturday 14 th May Try Fly Fishing Family Day at Ebor Saturday 28 th Fly Tying at Osprey Room Monday 30 th 6.00pm	Club Meeting Monday 16 th
JUNE	Home Waters Saturday 11 th June Lake St Clair Saturday 18 th Sunday 19 th	Club Meeting Monday 20 th Major Raffle Drawn Committee Meeting
JULY	Casting Day TBC Dunmore Waters Friday 29 th to Sunday 30 th July	Annual General Meeting Monday 18 th
AUGUST	Swansea Salmon Classic TBC Mullet Mash Saturday 20 th August	Club Meeting Monday 15 th Committee Meeting
SEPTEMBER	Gathering @ Gumma (Pip) Friday 9 th to Sunday 11 th September Flats Fishing Workshop Woolgoolga TBC (Garry)	Club Meeting Monday 19 th Major Raffle Drawn
OCTOBER	Home Waters Saturday 8 th October Bass Bash Grafton Friday 21 st to Sunday 24 th	Club Meeting Monday 17 th Committee Meeting
NOVEMBER	Home Waters Saturday 19 th November	Club Meeting Monday 21 st
DECEMBER	Keepit Carp Caper Thursday 8 th to Sunday 11 th Christmas BBQ Tuesday 13 th December Major Raffle Drawn	No Club Meeting

Committee Decisions

A summary of decisions made at the April Committee meeting is listed below. Most business is conducted through the committee to leave meetings open for guest speakers and other activities. Any member can join the committee at the Annual General Meeting and all members are informed of decisions through the newsletter and are welcome to sit in on meetings. A copy of the minutes and the financial statement is available if you contact the Secretary.

☞ We will hold Committee meetings every two months, prior to the club meeting.

☞ Our bank account is in a healthy state and we should consider what we are accumulating funds for. Members will be asked to suggest ideas for club projects.

☞ A letter was written to Nambucca Shire Councillors regarding allowing fishing in Bowra Dam. The response from council was not favourable. The Committee will continue looking for ways to promote the feasibility of this idea.

☞ Quotes have been obtained for Polo shirts (cost \$32) and Bucket hats (cost \$14) both embroidered with the club logo. A hat and shirt will be available at the next meeting for comments from members.

☞ A one-page flyer promoting the Club is to be produced and printed.

☞ We are still looking for an indoor venue for the Tuesday night casting group. The Coffs Education Campus stadium at \$55 an hour was considered too dear.

☞ The prize for the next major raffle will be a fly line of choice to the value of \$70. This prize is being provided by A1FlyFishing.

☞ We need to start planning to fill Executive and Committee positions for the AGM in July as some current holders will not be nominating again this year.

☞ It was decided that we hold a sausage sizzle after Home Waters outings to be paid for from club funds. A volunteer is to be sought for organizing the lunch for each outing.

☞ We are waiting for further information and dates from the Hunter Valley Fly Fishing Club regarding the trip to Lake St Clair.

☞ Garry Hambly is to be approached to see if he will run the Flats Workshop that was cancelled last year in July.

☞ The casting day in July is to held in Coffs Harbour at a venue to be decided - possibly the Showground.

☞ The cost for Dunmore Waters will be \$250 for accommodation, fishing and food. A \$50 deposit is required to secure places - first in gets the available places. Numbers to be finalised by the June meeting.

☞ It was suggested we might try another location instead of Keepit for our December outing. The Committee favoured one of the northern dams but it was decided to put the idea to a general meeting to gauge the feelings of more members.

☞ A notice of motion is to be presented at the AGM that the position of Club Captain be elected annually and that the Club Captain be on Committee.

Fishing Reports

There's not a lot to report on the fishing front this month with rain and dirty water being the story on the coast. Up in the mountains the rain is having a positive effect on the streams and rivers and the fish are growing quickly.



Jason and John, among others, have found plenty of browns and rainbows willing to take a dry fly.

A little further afield, the two Davids caught plenty of redbfin on the fly.



The trip to Lake Keepit saw lots of small carp caught but the fish are breeding so quickly the little ones have taken over.



Distant member Eddie sent this photo of one of the Bass he has been catching at Lake St Clair. The Lake is fishing well and should be firing in June when we are planning a club outing there.



On the coast Glenn found the trevally back in the system but they have a lot of growing up to do. At least it's good to know they are still around.




And Anthony had this unusual catch while fishing the beach at Valla. Do you know what it is?



The Tuesday Casting group took a break from the cricket oval and put their casting skills into action at Valla Beach. The water was still dirty and the flathead and bream were nowhere to be found, but the mullet played ball.



They were not big and they were not easy to catch but they were a lot of fun.





Ray quickly found the secret to catching mullet ... stand near mullet magnet Garry!



Greg is becoming another mullet Guru with his frequent visits to Valla and extra tuition from local mullet magnet Garry.



Mick paddled his SUP from his place on the other side of the river and was able to reach all the likely spots but even he couldn't find a bream or flathead.



Local knowledge and fishing skills honed on New Zealand trout, gave Garry an edge on everyone else and he caught the most, but not necessarily the biggest.

Each month the Tuesday casting group takes a day off from practicing on the grass and goes fishing. Next month, on Tuesday 10th, the group will be at Valla Beach again where there is plenty of room for people to fish from the sandbank and good barbeque facilities.

Grand Slams

The first members to achieve Grand Slam Awards did so at the Home Waters outing at Mylestom on Saturday. These awards have been put in place to challenge members to improve their fishing skills and to give a focus for our outings. You can read a full description of the awards on page 25.

Recipients of the Foundation Grand Slam Award caught a bream, mullet and flathead on fly over the calendar year. Congratulations to Ray Phipps and Michael Ferris.

Recipients of the Bronze Grand Slam Award caught a bream, mullet and flathead on fly on the one day. Congratulations to Greg Artlett, Jim Hyatt, and Brian Mighell.



Home Waters

The monthly Home Waters outing at Mylestom saw ten members in attendance and all caught fish. As mentioned, some caught the required species to achieve a Grand Slam Award. Those who didn't get their Grand Slam this time still had a great time and caught fish. Tom, Glenn and Lochie went upstream and found some bream and bass.



Everyone else fished downstream of the boat ramp where there were plenty of small bream, mullet and flathead. The river was alive with thousands of large mullet waiting to go out to sea but unfortunately they would not eat a fly ... or anything else that was thrown at them.



The weather was kind to us for a change although the water was still coloured and there was plenty of rubbish in the river to avoid. After an enjoyable morning on the water, we finished with a sausage sizzle thanks to Greg's electric barbeque and Brian's cooking skills.



Tying with Bucktail

with John Everett

The April fly tying night was held at Mo Tackle where John Everett showed us how to tie a Bucktail Deceiver. It was a great night meeting up with other fly fishers, enjoying the hospitality of John and the staff at Mo Tackle (the pizzas were delicious) and learning how to tie this famous fly. Thank you John and Mo Tackle for the invitation to attend.



The Deceiver is a style of fly made famous by the late Lefty Krey. The original fly was tied to resemble smelt and can be used in salt and freshwater for many different species. It is arguably the best-known saltwater fly pattern in the world. It was tied with white saddle hackles and a collar of white bucktail.



Bob Popovics took the Deceiver and made it simpler to tie using only bucktail. Lefty

was so impressed he said "it is the most effective new streamer fly I have fished in the past decade." Popovics called his new fly the Bucktail Deceiver, or BTB. And this is the fly that John tied for us on the night.



Like all good fly tyers John has put his own stamp on this famous fly pattern and the materials he used were:

Hook: Ahrex PR320 Predator Stinger 2/0 or 4/0



Thread: Black Kevlar Thread

Body: White bucktail.

Collar: Brown bucktail.

Eyes: Stick on 5mm



Bucktail comes from the tail of the North American Whitetail Deer. They are available in natural colors (white and brown) as well as almost any dyed color you can imagine.

Step 1

The first step in tying any fly is to introduce the thread. Simply wrap the thread around the shank of the hook forming a thread base on which to build the fly and securing the thread so it doesn't come undone.

Step 2

Select a clump of bucktail about twice the length of the hook shank and tie in at the bend making sure the bucktail sits on top of the shank.



Step 3

Repeat step 2 adding further clumps of bucktail on top and on the bottom of the shank. A rotary vice will make this task easier or you can take the hook out and place it upside down in the vice so you can see what you are doing. The use of a few drops of head cement, superglue or UV resin will stop the thread coming undone and secure the bucktail as you build up the fly.

Step 4

As you build up the body try to make a tapered fish shape with the bucktail thinning out towards the tail.



Step 4

At this stage you can add a few strands of crystal flash about as long as the fly to either side of the body looking like lateral lines on a fish.



Step 5

Making the head or collar is done by adding clumps of bucktail pointing to the front of the fly and tying in.



Step 6

Shaping the head is done by pushing the forward facing bucktail back using a piece of tube or empty biro and binding it down so that stays in place.



Step 7

Repeat step 6 placing clumps of bucktail on the top and bottom of the shank. A contrasting colour can be used at this stage.



Step 8

Fix the eyes using UV resin and UV torch or superglue.



Step 9

Dip the fly in a glass of water and allow it to form the shape of a fish. Then tie it on your leader and go fly fishing.



Tying with bucktail is never as easy as John makes it look. Nor is it easy to convey the steps in static form. If you need some help, I'm sure John will set you straight the next time you go to Mo Tackle to buy some fly tying material.

In the meantime, here is a video you can watch of another version of the Bucktail Deceiver. Not as good as John's, but it might be a help if you weren't able to be there and watch John in action.

<https://www.youtube.com/watch?v=3v90A2amQXE>



What's Your Stance?

Last month I wrote about the way you grip a fly rod as being a matter of style. It doesn't matter which style you use as long as the substance of the cast is achieved. Most people decide the way they are going to hold their fly rod early on in the learning process and probably stick with that style forever. There's nothing wrong with that but hopefully, I have given you some reasons to look at your style and decide if it is working for you in every situation. Being aware that there are different ways to grip a fly rod and experimenting can lead to efficiencies and better outcomes. When you start to use different grips for different casts, you realize that style does matter ... and you are not a robot.

Another aspect of style in fly casting is the way you stand to make the cast. It's another thing I don't talk about much with beginners as they have enough on their minds with loops and straight-line tip paths. A comfortable stance with feet together, holding the rod in whatever grip feels right is my usual starting point. Many instructors won't agree with this approach and start students with a particular grip and stance. That makes sense when you consider how important it is to not let people develop bad habits right from the beginning. My laissez fair approach to style is designed to get people casting as quickly as possible and then introduce the subtleties and complexities of making an efficient cast. As soon as questions are asked or problems with grip and stance arise, I'm ready to talk about the pros and cons of different styles and help a learner settle on the best way to achieve what they are trying to do.

Just as it is with choosing the way you grip a fly rod, there are a number of ways you can stand to make a cast. Your stance is important because it influences how you move your casting arm and add power through your shoulder, body and legs. There are basically three stances that can be used when making a cast - squared, open, and closed. Each stance has different advantages and disadvantages. This month I want to look at the different ways we stand to make a cast and help you decided what is your stance.

As I mentioned earlier, I usually find beginning students naturally start with a squared stance. The feet are a comfortable distance apart to maintain balance and facing the direction of the cast. I'm happy for them to begin this way as it's a good style to start performing "pancakes, eggs and bacon." which I talked about last month. This stance helps track the rod tip in a straight line by reducing the amount of body and arm twist as the rod moves backwards and forwards. A squared stance is not just a good starting point for beginners. Whenever absolute accuracy is required, a squared stance has distinct advantages. By simplifying movement of the body and aligning the casting arm, very little can go wrong and consistency can be achieved. The main disadvantage with this stance is it is not good for wading because of poor balance and resistance to currents. Many tournament casters use this stance




when casting at targets. Simon Gawesworth is a well-known and highly qualified casting instructor and, in the video below, he demonstrates the squared stance for accuracy.

<https://www.youtube.com/watch?v=Z7X77R5vYPE>



A closed stance is where you move your foot forward on the casting side. It is a very strong stance where your casting arm can deliver the most power over a short distance. It can be a very accurate stance as you are able to align your eyes, hand, arm and the rod with the target. If you have watched someone throwing darts or a basketball you will see they nearly always use this stance. So do most tournament fly casters. By putting the casting side foot forward, it prevents turning the body and allows the rod to track in a straight line. On the negative side you can't see your back cast to watch your loops and you have limited body movement to allow for lengthening your casting stroke. Maxine McCormick is the youngest world champion in fly casting history. In 2016, at age 12, she won the women's World Casting Championship in fly-fishing. In this video you can see her using a closed stance for accuracy.



<https://www.youtube.com/watch?v=Z8Xm2LThNTg>



Probably the most widely used stance is the open stance. This is where the foot on the casting side is moved backward. I like to have beginners adopt this stance as soon as they can make loops. It is the easiest stance to be able to turn and watch what is happening with the backcast and get the timing right. It is the stance that most people use naturally when throwing a rock or ball. This position allows for the hand to make a long stroke and brings into play movement of the legs and body to achieve maximum power. This can also be useful when using short fly rods or those with slow actions such as fiberglass. Negatives of the open stance are that it is not so good for accuracy and it is easy to lose control and power if the rod tip doesn't track straight. Most distance casters favour this stance and take it to the extreme in tournament casting. Paul Arden, of Sexyloops fame, is a full-time *fly* fisherman, instructor and *competition fly* caster. He has won many casting competitions using this style.

<https://vimeo.com/250949509>



There you have an overview of the three main stances in fly fishing. There are subtle differences and other casting positions which you will see if you watch the videos that follow. You could even class sitting in a boat or kneeling on the bank as a stance for casting. With so many options it would be wrong to suggest one style is going to work for everyone in every situation. The best casting position for your feet is the one that maximizes efficiency and comfort and allows you to achieve the substance of a good cast.

A great example of how thinking about and choosing a style that suits you can be found by looking at the Rajeff brothers. Tim and Steve have been at the forefront of fly casting for decades. With 46 consecutive American Casting Association titles and 14 all-around world championships under his belt, Steve Rajeff is considered the world's greatest caster. Brother Tim managed to beat Steve for a world title one year and they are still very competitive. Tim had to learn a whole new style of casting to beat brother Steve which he, tongue in cheek, called the "Abstract Hyper-Distance Theory." Watch it in the video below and compare it with the style of Steve and other champion distance casters. They all do it differently so what's your stance?

<https://www.youtube.com/watch?v=rRKMMQjIRCA>



<https://www.youtube.com/watch?v=xCxEodG3Y9M>



Grand Slam Awards

To encourage members to improve their fly fishing skills, a series of awards is being implemented. These **Grand Slam Awards** have four levels (like the casting program) and members can achieve an award by meeting the criteria listed. The fine details are still being worked out but if you want to get started, this is what you have to do:

Foundation Grand Slam.

This is for someone just taking up fly fishing and goes hand in hand with the Foundation Level of the Fly Casting Skills Development program.

The following three fish species must be caught on fly over the calendar year:

Mullet, Bream and Flathead.

Can be caught over any number of days
Must be photographed with some means of verifying the date
Fish do not have to be legal size but if undersize **MUST** be released unharmed.



Bronze Grand Slam

Any three fish species from the list below must be caught on fly on the one day:

Mullet, Bream, Flathead, Trevally

Must be caught on the one day
Must be photographed with some means of verifying the date
Fish do not have to be legal size but if undersize **MUST** be released unharmed.



Silver Grand Slam

Any three fish species from the list below must be caught on fly on the one day.

Mullet, Bream, Flathead, Brown Trout, Rainbow Trout, Herring.

Must be caught on the one day
Must be photographed with some means of verifying the date and length.
Fish have to be legal size.



Gold Grand Slam

Any three fish species from the list below must be caught on fly on the one day.

Carp, Murray Cod, Herring, Yellowbelly, Brown Trout, Rainbow Trout, Brook Trout, Redfin, Mangrove Jack, Whiting, Trevally, Tailor, Kingfish, Tuna (any species) Mackerel (any species) Dolphin Fish, Marlin

Must be caught on one day
Must be photographed with some means of verifying the date and length
Fish must be legal size.



COFFS COAST FLY FISHING CLUB

STATEMENT OF OBJECTS AND PURPOSES

The name of the incorporated association is Coffs Coast Fly Fishing Club Inc. (CCFC).

The objects and purposes for which the body is established are:

- a. To promote fly fishing in fresh and saltwater
- b. To share knowledge and skills
- c. To be a friendly non-competitive club
- d. To arrange meetings and outings for members
- e. To provide tuition in casting and fly tying
- f. To look after the places fish live
- g. To promote responsible fishing practises including catch and release
- h. To engage in fundraising activities for the benefit of the club
- i. To develop ongoing relationships with other fishing clubs

Coffs Coast Fly Fishing Club Inc

Roles and Responsibilities



The President

It is the duty of the President to:

- (a) Represent the Club in a positive light at all levels of the community
- (b) Ensure that the association adheres to its constitution and rules
- (c) Conduct meetings dealing with agenda items
- (d) Determining that a quorum is present in order to commence a meeting
- (e) Ensure all members have the opportunity to speak, addressing the meeting through the Chair
- (f) Preserve order throughout the meeting and keep discussion and decision making relevant and within time
- (g) Sign minutes of the previous meeting after they have been confirmed

Vice President

It is the duty of the Vice President to deputize for the President whenever he or she is unable to perform their duties.

- (a) Represent the Club in a positive light at all levels of the community
- (b) Ensure that the association adheres to its constitution and rules
- (c) Conduct meetings dealing with agenda items
- (d) Determining that a quorum is present in order to commence a meeting
- (e) Ensure all members have the opportunity to speak, addressing the meeting through the Chair
- (f) Preserve order throughout the meeting and keep discussion and decision making relevant and within time
- (g) Sign minutes of the previous meeting after they have been confirmed

Secretary

It is the duty of the secretary to:

- (a) Keep minutes of the meeting either by themselves or delegated to a minute taker
- (b) Record the names of members present at meetings
- (c) Ensure all correspondence and official records of the association (other than financial records) are up to date, accurate and in order
- (d) Assist the President to organize meetings and ensure they run smoothly
- (e) Ensure that meeting papers (agenda, correspondence and previous minutes) have been distributed

Assistant Secretary

It is the duty of the Assistant Secretary to:

- (a) Support the Secretary by taking minutes of committee, general and annual general meetings.
- (b) Undertake other duties in support of the Secretary as and when required.

Treasurer

It is the duty of the treasurer to:

- (a) Ensure that all money due to the association is collected and received and that all payments authorised by the association are made
- (b) Keep books and accounts showing the financial affairs of the association, including full details of all receipts
- (e) Ensure an annual budget is prepared and expenditure reviewed regularly.
- (d) Organize and present the annual balance sheet and accounts to members at the Annual General Meeting (AGM).

The committee

The committee is to consist of:

- (a) the office-bearers of the association, and
- (b) at least 3 ordinary committee members each of whom is to be elected at the annual general meeting of the association.

The office-bearers of the association are as follows:

- (a) the president,
- (b) the vice-president,
- (c) the treasurer,
- (d) the secretary.

A committee member may hold up to 2 offices (other than both the offices of president and vice-president).

It is the duty of the Committee to:

- (a) Control and manage the affairs of the Club within the rules of the constitution.
- (b) Exercise all the functions that may be exercised by the association, other than those functions that are required by this constitution to be exercised by a general meeting of members of the association.
- (c) Perform all the acts and do all things that appear to the committee to be necessary or desirable for the proper management of the Club.

The Public Officer

It is the duty of the Public Officer to:

- (a) Act as the official contact for the Club
- (b) Notify Fair Trading of any change in the association's official address within 28 days
- (c) Collect all association documents from former committee members and deliver the documents to the new committee member.
- (d) Keep custody of any documents as required by the constitution.


Club Captain

It is the duty of the Club Captain to:

- (a) Encourage a high level of involvement from all members
- (b) Help improve all members' skills in fly fishing
- (c) To assist the Committee with club outings and public events
- (d) To promote the club

Our Supporters

These people have all helped our club in one way or another. When you are looking for products and services make sure you consider them first



Flies by Fedeles



<http://flytyerman.blogspot.com>

Membership Fees

Membership Fees are as follows:

Adult membership \$30

Family membership \$40

Concession membership \$20

Junior membership free

Distant membership \$10

The membership year runs from 1st July to 30th June.

Family membership is available for a group of two or more persons related by birth, marriage, de facto relationship or adoption who live together.

Concession membership is available to pension card holders (including disability support and aged), Centrelink and Veterans Affairs cardholders

Distant membership is available to anyone living more than 80km from Coffs Harbour.

Junior membership is available to anyone attending primary or secondary school.

Fees can be paid:

1. **In cash** or by **cheque** at the next meeting or fly tying night. (cheques made payable to Coffs Coast Fly Fishing Club Inc.

2. **By cheque** posted to:

The Secretary
Coffs Coast Fly Fishing Club
11 Butterfly Close
Boambee East
NSW 2452



3. **Direct deposit:** Bananacoast Community Credit Union



BSB 533 000

Account Number: 02051766

Name: Coffs Coast Fly Fishing Club Inc

Reference: Your surname

When depositing, make sure you include your surname in the Reference section. e.g. **Ekert Membership**.

Club Contact Address

Our official email address is ccffc@tpg.com.au.

Our mailing address is:

The Secretary

Coffs Coast Fly Fishing Club

11 Butterfly Close

Boambee East

NSW 2452

Electronic Contacts

We have a Coffs Coast Fly Fishing Club website which can be found at:

<http://coffscoastflyfishing.weebly.com/>.

If you find problems with the website such as broken links please email the Secretary so they can be rectified.

Our Facebook Page can be found at:

<https://www.facebook.com/coffscoastflyfishing/>

We have a **Facebook Group**. If you are on FB all you need to do is search for Coffs Coast Fly Fishers and ask to join the Group

Coffs Coast Fly Fishing Club Inc.

Membership Form

I apply for Membership or Renewal in the following membership category (*tick appropriate box*):

Adult \$30 Family \$40 Concession \$20 Junior - Free Distant \$10

Please fill all information below:

Name: _____ DOB: _____
Address: _____ Town: _____
Postcode: _____ Home Phone: _____ Mobile: _____
Email: _____
Emergency Contact: _____ Phone: _____

For Family Membership please complete the details below:

Name: _____ DOB: _____ Relationship: _____
Name: _____ DOB: _____ Relationship: _____
Name: _____ DOB: _____ Relationship: _____

By signing below you agree to abide by the Constitution, rules and safety regulations of the Club.

Signature of Applicant: _____ Date: _____

Signature of Legal Guardian if for Junior member: _____ Date: _____

The club uses photographs taken by members or of members in the newsletter, promotional materials, on the website and on our Facebook Page. If you do not want your photograph to be used, tick here.

Phone numbers and email addressed are shared by club members to co-ordinate club outings and for safety purposes. If you do not want your details shared, tick here.

This signed Membership form must be given or sent by email or post to the Club together with payment of annual Club fees. Payment can be made by cash, cheque, or direct deposit.

Post signed form and cheque to:

The Secretary.
Coffs Coast Fly Fishing Club
11 Butterfly Close
Boambee East
NSW 2452



Bananacoast Community Credit Union
Ltd and Police & Nurses Limited

Direct Deposit:

BSB: 533 000
Account No: 02051766
Coffs Coast Fly Fishing Club Inc
Reference: **Your surname**

Notes

Club Membership Definitions:

Concession membership is available to; Pension Cardholders (including Disability support and Aged), Centrelink and Veterans Affairs Cardholders.

A family is a group of two or more persons related by birth, marriage, de facto relationship or adoption who live together.

Junior membership is available to anyone attending primary or secondary school.

Distant membership is available to anyone living more than 80km from Coffs Harbour. Distant Members are entitled to all the benefits of club membership and are covered by public risk insurance.

Fees:

Our preferred method of payment is Direct Deposit. When making a **Direct Deposit** please ensure you include in the Reference: your **Surname** so the payment can be identified by the Club Treasurer and a receipt issued.

Fees can be paid in **Cash** or by **Cheque** at a meeting or club outing.
Cheques to be made payable to **Coffs Coast Fly Fishing Club Inc.**

Completed Membership Forms:

Can be scanned and emailed to the Secretary at ccffc@tpg.com.au.
Can be hand-written and handed to the Secretary at a meeting or event.
Can be posted to the Secretary at the above address.

All information supplied will be held in Club records and will only be available to financial Club members, if approved by the applicant as indicated on their Membership Form.