

The *Flyer*



Official Newsletter Of The



The Flyer

The Official Newsletter of the Coffs Coast Fly Fishing Club OCTOBER 2022

Contents

President's Report	Page 3
From the Editor	Page 5
Club Executive	Page 6
October Meeting	Page 7
Committee Meeting	Page 8
Tuesday Casters	Page 8
Fly Tying Night	Page 9
October Outings	Page 9
Future Outings	Page 11
Calendar	Page 12
Fishing Reports	Page 13
Casting Report	Page 13
Casting Around "If only...."	Page 14
The trout Season ... questions and answers	Page 19
Saltwater Flats Fly Fishing Workshop	Page 25
Mo Tackle Fly Tying	Page 27
Montebello Islands	Page 28
Club Shop	Page 30
Grand Slam Awards	Page 31
Hall of Fame	Page 32
Our Supporters	Page 34
Membership Details	Page 35
Membership Form	Page 36

Front Cover: Mick Cannon knows Deep Creek better than most and he always comes up with goods when we have a fishing day there. This hefty flathead was released to be caught again another day.

With few outings and fishing conditions not being the best, this month's newsletter is all about casting and things to come.

If you want to join the Tuesday casting group but work during the day, we are running a twilight session just for you. Read about it on page 8.

The trout season opens this weekend. To bring you up to speed with the rules and regulations you will find most of your questions answered on page 19.

Last month may have been light on for outings but from this month on, things get busy. Make sure you check out all the upcoming events and register as soon as possible before you forget or you may miss out.

If you get out fishing in October don't forget to take some photos for the newsletter or Facebook and better still write a report.

PRESIDENT'S REPORT

October 2022



Welcome to the October edition of The Flyer, our club newsletter.

Last week David Moppet and myself spent a day up on the tablelands releasing trout fingerlings into the local Ebor and Dorrigo streams. Approximately 10,000 Brown Trout and 30,000 Rainbows were liberated into the trout streams in the Ebor area.

The trout are bred at the [Dutton Trout Hatchery at Ebor](#). This is a DPI controlled operation with the stocking being carried out by volunteers of DEFFA (Dorrigo Ebor Freshwater Fishing Association). I would highly recommend a visit to the hatchery if you haven't seen it as it is certainly a very well-run establishment and a tourist attraction in its own right.

If you feel you would like to assist in the stocking, you can join DEFFA by

contacting their secretary on 0265697287 or by doing a Google search for DEFFA which opens a page on the Ebor Falls Hotel Motel site and there you can access a membership form.

About a month ago one of my neighbours contacted me to come and have a look at a catch of Bass that had been dumped a couple of kilometres from my property. The sight was one to sadden and infuriate any bass fisherman, or for that matter any fisherman. Our estimation was that there were around 200 Bass in the pile of rotting carcasses with some of these fish being in excess of 50cm.

This was reported to Fisheries and on their viewing of the dumped fish concluded that in excess of 500 fish were there. That number of fish being taken from this small river system will, in my opinion, take many

(continued next page)

PRESIDENT'S REPORT

Continued

years to recover and build up that biomass again. To make it worse these fish would have been waiting for an opportunity to head upstream and spawn. If you witness or have concerns about illegal fishing [contact Fisheries](#) on 1800043536 or an online report can also be made.



On a more pleasant note, a contingent of our members journeyed to the Gold Coast last Saturday for an informative day with Michael Duzynski on distance casting. From the amount of discussion at the last casting day there was a lot of information gleaned from an enthusiastic tutor by enthusiastic participants.

Don't forget to check upcoming outings and events and if you are interested ensure you register. Some fill very quickly.

All the best

Doug



Some people read the newsletter on a phone, some on a tablet and some on a computer. Then there are some who don't read it at all. Reading the newsletter on a computer works best as it enables you to see the photos in their full resolution and follow the links easily. Where something is [blue underlined](#) in the newsletter it means it is linked to more information. If you run your cursor over a photo and a dialog pops up telling you to Ctrl+Click it will take you to a video.

Use your phone or tablet to get the basic information but use your computer to get the most out of the newsletter. And remember, the first part of the newsletter gives you all the information about what is happening at the Club while the last part is for reading at your leisure and watching the videos.

From the Editor

I was quite surprised to hear a comment the other day wondering why a fly fishing club would want to have a guest speaker talking about Fish Finders or Sounders. It used to be that fly fishing clubs were the haunt of old men in tweed coats and deer stalker hats casting a bamboo fly rod with a silk fly line for trout. Although the old men might still be true, most fly clubs no longer focus solely on trout. Saltwater fly fishing has made its way into every fly club and some fish the salt exclusively. In the case of the Coffs Coast Fly Fishing Club, we have a mixture of members from trouties to those who love to fly fish for anything that swims. That's why I found the comment interesting, and why we all enjoyed the presentation on Fish Finders that Dyane Taylor, from North Coast Boating Centre, gave us last meeting. Dayne demonstrated how the technology with Fish Finders is changing rapidly and being able to see live pictures under the water is giving anglers a huge advantage.

At the meeting, the discussion about the advantages of modern Fish Finders led to the inevitable question about if it was "cheating" to use such technology. Being able to see the fish and cast a fly to it and watch its reaction must surely make fishing more efficient. Being a troutie with a bamboo rod I like the challenge of catching a trout with my own skills. But I've got a sounder in my boat (not as good as the one Dayne demonstrated) and I do use the technology to help me find fish. I'll leave it to you to decide if it is cheating or not. In the world of fly fishing clubs, there are still some who consider graphite rods and plastic fly lines are cheating.



The Tuesday Casting group continues to meet regularly and work their way through the FFI Fly Casting Skills Development Program. With two instructors, new skills are being learnt and individuals are being helped to achieve their next casting goals. If you are interested but can't make the daytime sessions, have a look in the newsletter about the new twilight group that is being run this month.

Last week a few members went to Brisbane to meet Michal Duzynski. Michael has competed at World Championship level and he generously invited some of us to spend an afternoon with him learning about extreme distance casting. The techniques we learnt from Michal are also applicable to fishing where sometimes an extra few feet can make the difference between catching a fish and watching it swim away into the distance.

If you need a reason to join a fly club like ours, you only need to look at the expertise available to club members. A guest speaker with Dayne's knowledge of Fish Finders would be hard to find anywhere. Champion distance fly casters like Michal are few and far between. And with people like Garry Hambly helping with casting and conducting fishing workshops, you can't help but learn new skills. I think we will have to put the club membership fees up 😊

Editor

Club Executive 2022-23



President
Doug Urquhart
0458696138



Vice President
Greg Artlett
0427689400



Public Officer & Acting Secretary
Newsletter Editor
Allan Ekert 0427457725



Treasurer
David Small
0423112902



Assistant Secretary
Ray Phipps
0412525338



Committee
Tom Trefz
0423676624



Committee
Glenn Colquhoun



Committee
Michael Ferris
0428636858



Committee
Murray Robinson
0425277026

Position Vacant

Secretary

Club Contact Details

Please note the Club no longer
uses the email address
ccffc@tpg.com.au

All email contact should be to:

coffscoastflyfishers@gmail.com

October Meeting



At our last meeting Dayne Taylor brought us up to speed on the latest in Fish Finder Technology. Despite not everyone having a boat, all present found Dayne's presentation informative and interesting.

Our next meeting will be Monday 17th October at 6.30pm at the North Beach Recreation and Bowling Club Mylestom. We will be discussing stripping baskets. This has nothing to do with basket weaving but is all about fly line management. Murray Robinson will be talking about how to make a very effective stripping basket for only a few dollars. You can find the instructions [here](#). Anyone with their own basket can bring it along and explain its pros and cons.



There will be time at the meeting to discuss upcoming events, fishing reports and to pitch any ideas for new outings. There will also be a report from the Committee.

The usual raffle will be conducted with prizes drawn on the night. All the tickets will remain in the "barrel" for the next major raffle which will be drawn at our Christmas BBQ on Tuesday 13th December. The prize will be a timber fly tying workstation donated by Michael Ferris and a set of fly tying tools. As you can see from the photo, the workbench will be a handsome addition to any fly tying area and keep all your tools and accessories close at hand.



The set of fly tying tools will help any beginner get started until the need for a better vice becomes obvious.



The last major raffle prize of a handmade fillet knife was won by Bill Anderson.




Committee Meeting

There will be a brief Committee Meeting on Monday 17th October starting at 6.00pm before the General Meeting. Most of the business for Committee this month is able to be carried out by email as there is not a lot on the agenda. If you have something for the Committee to consider please get in contact as soon as possible so that it can be circulated to all Committee members by email.

Tuesday Casting Group

Casting continues this month. Anyone can join the Tuesday Casters. We meet at Mylestom most Tuesdays from 10.00am. To find out more you can contact Allan on 0427457725. Don't forget to sign in each week and get a raffle ticket for a chance to win a practice fly line from [A1 Flyfishing](#). The winning ticket will be drawn on Tuesday 11th October.



South Pacific SHOOT Practice Fly Line
South Pacific SHOOT Fly Line Specialist
Practice Fly Casting Line Weight Forward
Floating - 100ft - Hi-Vis Orange/Yellow ...

~~\$129.00~~
\$69.00



The program for October is as follows:

- Tuesday 4th Casting at Mylestom
- Tuesday 11th Casting at Mylestom
- Tuesday 18th Fishing at Gordonville Crossing
- Tuesday 25th Casting at Mylestom

Tuesday Night Casters

For those who can't make Tuesday mornings, we will be running twilight casting sessions in Coffs Harbour in October. Starting at 5.30pm and finishing at 7.00pm, these casting sessions will be held at the Coffs Harbour Showground. The first session will begin on Tuesday 11th. If you are interested you must register by contacting Allan on 0427457725 or via the [club email](#). If no one has registered by Friday 7th, the Showground won't be booked and there will be no casting.



As well as casting there will be plenty of time for catching up but we won't be having coffee. You just need to bring a rod and line (ask if you need to borrow one) and maybe some water.

There is no cost for October but if the program continues beyond October, we will have to cover the cost (\$20) of hiring the Showground each week.

Fly Tying

Our next fly tying night will be held on Monday 31st October at 6.00pm at the North Beach Recreation and Bowling Club at Mylestom. This will be the last session for the year. We probably should have done this at the beginning of the year, but this month's focus will be on beginners. We will be learning basic techniques and how to use the tools of the trade. There will be no cost.



Experienced fly tyers are welcome to come and tie their own flies or help with beginners. Materials will be available for the learners and we will tie a couple of basic flies. Experienced fly tyers will need to bring their own materials to tie the flies of their choice. If you need a vice, please let me know when you register. You can register in the Outings Register, at the next meeting or by contacting Allan on 0427457725.



October Outings

We have three events happening in October. The first two are in Grafton and the third is in Woolgoolga.

Grafton Bass Weekend



We have booked an [Airbnb](#) on the banks of the Clarence River at Grafton for the weekend of 14th to 16th October. All places have been filled for this trip but if you want to place your name on the waiting list you never know your luck. A couple of people are still to pay their deposits so there may be an opening for someone on the waiting list.

The house only has double beds so we will be taking stretchers and sleeping bags. The cost will be around \$80 for the weekend. Everyone will be responsible for organizing their own breakfast and lunch but we plan to go into Grafton for both evening meals.



There is a launching ramp on the property for those taking a boat. You will be able to arrive and launch anytime on Friday but you won't be able to get into the house until 2.00pm. You can fish as long as you like on the Sunday but we have to out of the house by 10.00am. If you don't want to fish all day Friday you might like to have a tour of the Grafton Fisheries Centre first (see below)

Michael Ferris (0428636858) is co-ordinating this trip so contact him if you need any further information.

Grafton Fisheries Centre Visit



The Grafton Fisheries Centre is part of the Primary Industries Institute located at Trenayr, north of Grafton. A tour of the facility has been organized on Friday 14th October at 10.00am for any members interested in going. Some of us will be travelling to Grafton that weekend for a bass outing, so it might be a good way to start the weekend and maybe see a bass!



The facility plays an important role in ensuring the survival of the state's endangered freshwater fish species. The hatchery is equipped with temperature controlled holding and spawning tanks, larval rearing facilities and nineteen ponds with screened inlets and outlets to accommodate fish from five threatened species, including the eastern freshwater cod, which is only found in the Clarence Valley.



If you are interested in joining the tour you need to let me know (0427457725) as soon as possible. There is no cost. If a few people are interested a car pool could be arranged.

Flats Fly Fishing workshop

Garry Hambly, owner and founder of South Pacific Fly Rods Australia, and operator of A1FlyFishing.com.au will be conducting a Flats Fly Fishing workshop at Woolgoolga Lake on Saturday 29th October. The workshop will commence at 8.00am sharp in the Woolgoolga Lake BBQ Reserve, at the end of Lake Road, and finish at 12 noon. Morning tea will be provided. Bring your lunch and stay on to fish in the afternoon. There is no cost.

Garry will be explaining the complexities of Flats Fishing. Woolgoolga Lake is one of the many ICOLLS (Intermittently Closed and Open Lakes and Lagoons) along the east coast, and fully understanding their variables is the secret to successful fishing.



The morning will include:

- Walking the dry flats assessing your approach for the incoming tide.
- Casting tips and approach across undulating sand flats.
- Fly line choices for varying water depths, fly selection & fish species.
- Selecting leaders & flies to suit your target species.
- Fly placement and retrieve techniques.
- Full overview of Rods, Reels, Fly Lines & equipment for fishing the flats.
- Question and Answer time ... and so much more.

There will be complementary giveaways & prizes on the day, and the full range of South Pacific Fly Rods and products will be displayed and available for sale at discounted prices, so bring some cash.

For more information or to register your interest contact:

Garry on 0412 271 365
or Allan on 0427 457 725

~~~~ ><((({\*> ~~~~

**Registration is essential.**  
Check the poster on page 25

## Future Outings

### 1. Lake Keepit

**Co-ordinator:** Allan Ekert (0427457725)

**Dates:** Wednesday 9<sup>th</sup> to Saturday 12<sup>th</sup> November.

**Accommodation:** We will be staying at Lake Keepit Holiday Park. Those attending will be responsible for making their own bookings.

[Lake Keepit Holiday Park](#)

**Cost:** Depends on level of accommodation. Self-catering with club BBQ last night. Cabins range from \$149-\$174 per night and can sleep 3 or 4. Unpowered camp site are \$27 per night.

**Fishing:** Walking the shores of Lake Keepit stalking carp on fly. A boat will help to get away from the crowds.

### 2. Borumba Dam

**Co-ordinator:** Murray Robinson (0425277026)

**Dates:** Mid February 2023 for 5 nights.

**Accommodation:** Camping at [Lake Borumba Caravan & Campgrounds](#).

**Cost:** Yet to be finalized.

**Fishing:** Boat based fishing at Borumba Dam in Queensland for Bass, Saratoga, Yellow Belly and Mary River Cod.

### 3. Bens Falls Retreat Emmaville

**Co-ordinators:** John Everett/Allan Ekert (0427457725)

**Dates:** Friday 10<sup>th</sup> - Sunday 12<sup>th</sup> March 2023

**Accommodation:** Cod Cabin, Bens Falls Retreat Emmaville northern NSW

[Bens Falls Retreat](#)

Places will be limited to 8. You must register. Contact Allan to secure one of the 8 places.

**Cost:** Accommodation \$90 for weekend ... food and transport extra.

**Fishing:** Canoe and land-based fly fishing for Murray Cod on the Severn River.

### Club Calendar 2022

Here is the draft club calendar for 2022. It is provided to give you an overview of what might happen and an opportunity to plan ahead. Dates and changes will be added throughout the year and late changes will be in the Mid-Month Update and posted on Facebook and our website.

| Month     | Outings                                                                                                                                                                                                               | Activities                                                                                                                  |
|-----------|-----------------------------------------------------------------------------------------------------------------------------------------------------------------------------------------------------------------------|-----------------------------------------------------------------------------------------------------------------------------|
| JANUARY   | No outing this month<br><b>Meeting/Casting</b> at Mylestom Oval at 5.30pm on Monday 17 <sup>th</sup> .                                                                                                                | <b>Club Meeting</b> at Mylestom Monday 17 <sup>th</sup>                                                                     |
| FEBRUARY  | <b>Bass Outing</b> at Taylors Arm (Doug) Saturday 19 <sup>th</sup>                                                                                                                                                    | <b>Club Meeting</b> Monday 21 <sup>st</sup><br><b>Committee Meeting</b>                                                     |
| MARCH     | <b>Casting Day at Dorrigo</b> Saturday 19 <sup>th</sup> March<br><b>Tuesday Casting Group Resumes</b> 1 <sup>st</sup> March<br><b>Homewaters</b> Saturday 26 <sup>th</sup> March                                      | <b>Club Meeting</b> Monday 21 <sup>st</sup><br>Mylestom<br>Major Raffle Drawn                                               |
| APRIL     | <b>Keepit Trip</b> Wednesday 6 <sup>th</sup> to Saturday 9 <sup>th</sup> April<br><b>Fly Tying</b> at MO Tackle Tuesday 26 <sup>th</sup> 6.00pm<br><b>Home Waters</b> Saturday 30 <sup>th</sup> April                 | <b>No Club Meeting</b> Monday 18 <sup>th</sup> due to Easter Holidays.<br><b>Committee Meeting</b> Tuesday 19 <sup>th</sup> |
| MAY       | <b>Home Waters</b> Saturday 14 <sup>th</sup> May<br><b>Try Fly Fishing Family Day at Ebor</b> Saturday 28 <sup>th</sup><br><b>Fly Tying</b> at Osprey Room Monday 30 <sup>th</sup> 6.00pm                             | <b>Club Meeting</b> Monday 16 <sup>th</sup>                                                                                 |
| JUNE      | <b>Home Waters</b> Saturday 11 <sup>th</sup> June<br><b>Lake St Clair</b> Saturday 18 <sup>th</sup> Sunday 19 <sup>th</sup>                                                                                           | <b>Club Meeting</b> Monday 20 <sup>th</sup><br>Major Raffle Drawn<br><b>Committee Meeting</b>                               |
| JULY      | <b>Casting Day</b> Saturday 16 <sup>th</sup> 12noon - 2.00pm<br><b>Dunmore Waters</b> Friday 29 <sup>th</sup> to Sunday 30 <sup>th</sup>                                                                              | <b>Annual General Meeting</b> Monday 18 <sup>th</sup>                                                                       |
| AUGUST    | <b>Swansea Salmon Classic</b> 19 <sup>th</sup> /20 <sup>th</sup> /21 <sup>st</sup><br><b>Mullet Mash</b> Saturday 27 <sup>th</sup>                                                                                    | <b>Club Meeting</b> Monday 15 <sup>th</sup><br><b>Committee Meeting</b>                                                     |
| SEPTEMBER | <b>Gathering @ Gumma</b> Friday 9 <sup>th</sup> to Sunday 11 <sup>th</sup>                                                                                                                                            | <b>Club Meeting</b> Monday 19 <sup>th</sup><br>Major Raffle Drawn                                                           |
| OCTOBER   | <b>Grafton Bass Weekend</b> Friday 14 <sup>th</sup> to Sunday 16 <sup>th</sup><br><b>Tour of Grafton Fisheries Centre</b> Friday 14 <sup>th</sup><br><b>A1 Flats Fishing Workshop Woolgoolga</b> Sat 29 <sup>th</sup> | <b>Club Meeting</b> Monday 17 <sup>th</sup><br><b>Committee Meeting</b>                                                     |
| NOVEMBER  | <b>Keepit Carp Caper</b> Wednesday 9 <sup>th</sup> to Saturday 12 <sup>th</sup>                                                                                                                                       | <b>Club Meeting</b> Monday 21 <sup>st</sup>                                                                                 |
| DECEMBER  | <b>Home Waters Saturday 10<sup>th</sup></b><br><b>Christmas BBQ</b> Tuesday 13 <sup>th</sup>                                                                                                                          | <b>No Club Meeting</b><br>Major Raffle Drawn                                                                                |

## Fishing Reports

Due to the weather and river conditions, there hasn't been a lot of fishing going on over the last month. The Tuesday Casters postponed their trip to Gordonville Crossing and instead went to Valla where the water conditions were more favourable. Mick showed us how to do it with a nice flathead which you can see on the cover. The rest of us had to settle for small bream and a few mullet. Garry, the mullet master, showed the way but even his score was below par. The mullet were there but sometimes they just don't want to play.



## Casting

Last week, a few of our members travelled to the Gold Coast to watch and learn from someone who has competed at World Flycasting Championship level. Michal Duzynski finished 19<sup>th</sup> and 22<sup>nd</sup> in 2022 Championships in Norway in the two distance events. This was despite his baggage being delayed and having to borrow rods and lines to compete.



Having met Michal before and watched him cast, I knew we could all learn a lot from him about distance casting. To the others, it was an eye-opener to see the distance Michal could cast any rod from a 3 weight to a 10 weight. We soon discovered it is not the rod that makes the cast but the person handling it. Although it pays to have quality equipment, you can improve your distance casting with any rod with the right technique.

Michal's personal best distance with a 5 weight rod and 5 weight line is just over 46 metres or 150 feet (you can watch the cast [here](#)). His best cast at the World Championships was 36 metres showing the importance of having the equipment you feel comfortable with, the right weather conditions and being able to perform under pressure. Michal told us before he competes again, he will be studying Sarah Knight's book, "Calm the F\*\*k Down."

We all took different things away from the day but everyone learnt something new and went home motivated to get out and give it a try.



Apart from reaffirming that I can't cast very far, what struck me was how important the five essentials still are and how important it is not to get locked in to just one style. Let me explain.

The five essentials of fly casting were developed by Bill Gammel. If you can master these and really understand them and their implementation, your casting will improve out of sight.

Straight line path of the rod tip  
Varying the casting arc  
Timing and pause  
Correct power application  
Elimination of slack

When you watch the video below of Michal casting you would be forgiven for thinking that he is violating every rule you have ever been taught about fly casting. Watch carefully and you will see he is following the five essentials but he is not using the style that you may been taught when you started casting.



To cast the extreme distances that someone like Michal achieves, you have to learn new techniques and you have to practice often. Here are some of the things Michal does.

He uses a 170/Stopless Casting Stroke. Watch the video to see it in action.



He uses all his body to add power. Watch this video to see how it is done.



Although Michal's technique is for tournament casting, it has its place in fishing situations too, as this video shows.



I wrote this month's [Casting Around](#) before we visited Michal and I wrote it for those of us who fish more often than we practice and don't see the need to be able to cast 46 metres. After Michal's demonstrations, I think I will be practicing more often and improving my technique so I never have to say "If only ..."



### **If only ...**

"If only I could cast another 10 feet, I would have caught that fish!" We all want to cast further but few do anything about it. We hide behind the fact that most fish are caught at close quarters. It's not until the frustration of not being able to cast far enough to reach that fish of a lifetime that we realize distance does matter. Last month I wrote about learning the double haul (among other things) and how if you want to strip flies and feel the tug of a fish you need to be able to make longer casts. I want to continue that theme this month for all those who wish they could cast further. This is not going to be about tournament casting but fishing, where an extra 10 feet can make all the difference.

Distance casting is all about loop shape, line speed, tracking and trajectory. Get these things right and you will make your longest casts. It might sound simple, but the fact that most fly fishers have "If only..." moments, indicates mastery does not come easily. Even in the world of competition casting where a 5wt trout line can be cast over 140 feet, another few feet can make the difference between being a winner or a runner-up.

I said this wasn't going to be about tournament casting so I am not going to dwell on how to cast extreme distances. After all, we are only trying to add an extra few feet to our casting, not trying to beat Steve Rajeff at the next world championships. There is plenty of information online and in books on loop shape, line speed, tracking and trajectory if you want to understand the physics involved and become a tournament casting champion. For the average fly caster, I want to offer some simple steps that can be followed to get an extra 10 or 20 feet when you are on the water fishing. But first, I need to dispel a few myths about fly rods and talk about fly lines.

Buying a \$2000 fly rod is not going to get you 10 times more distance than a \$200 rod. They say you get what you pay for, but the rod can't cast on its own and a more expensive rod is not going to make up for poor casting technique. Top of the range rods can help with tracking and line speed due to the way they are constructed, but cosmetics, brand names and marketing hype won't make much difference. Some people think of a fly rod as a spring which unloads to cast the line - if you buy a better spring, you should be able to cast further. This may be partly true, but a fly rod is 80% lever and only 20% spring. What you put into the "lever" is more important than what the "spring" can add. In this [video](#) you will see it is possible to cast a fly line without a rod.

Choice of fly line can make a big difference in adding distance to a cast. The ubiquitous weight forward fly line is a jack of all trades but master of none. If you are serious about casting further, you need to consider a more specialized fly line. To cast longer you need to choose either a long-bellied line or a shooting head. A shooting head will make the longest cast with the least effort. In fishing situations, an integrated shooting head line such as an *Outbound*, *Outcast*, *Titan*, *Jungle*, *Forty Plus*, *Rocket Taper*, to name a few, will add distance to whatever rod you are using. On the other hand, a long-bellied line allows more line to be carried in the air which means less line to shoot. These lines are more accurate and delicate than shooting heads and are the only way to go if you need to roll cast or mend line at distance. Tournament casters use long bellied lines to achieve their 140 foot casts by carrying at least 80 feet in the air.

A common misconception about fly lines and distance is that up lining a rod will make it cast further. This is another myth, with some truth just to confuse the issue. Up lining with a standard weight forward line produces a heavier head and thicker running line which may not suit the rod or add distance to a cast. The shooting lines mentioned above are well over standard weight - a 6 weight *Outbound* is actually the same weight as a standard 9 weight so you are already up lining. Shooting heads work because they have all the weight compacted into a short head with a long, thin running line. You don't up line with shooting heads but you do get a heavier line. It is confusing but just don't think up lining a standard weight forward line will give you more distance.

With the myths and caveats out of the way, let's get down to the things you need to work on to make a longer cast. Remember this is not for the tournament casters out there but for all the average anglers who think "If only..."

To begin the journey to casting further you have to learn to shoot line. Shooting line is simply letting go of the line that has been stripped from the reel and having it travel through the rod guides. You can shoot line on the forward and back cast, but for starters you only need to concentrate on the forward cast. The secret is making sure you don't release the line until the rod stops. Let the line go too soon and the slack will unload the rod. Let go too late and the rod will have lost its energy to shoot the line. Learning to shoot line will add distance to any cast and is the first thing you must learn if you want to cast further.

You can only shoot line until gravity takes over and it falls to the water. The faster the line is travelling the further it will go. Maximum line speed comes from accelerating the rod and double hauling. I have already written about the double haul so I won't go over that



again. I received some welcome feedback last month from John Waters, an Australian casting champion and gold medalist at the world championships. John reminded me that the double haul is not just for distance. He pointed out that adding line speed with a double haul is also important for accuracy. There's not much that John doesn't know about casting and in particular the double haul. If you Ctrl + Click on the following videos, you will gain some valuable insights into getting the most from your double haul. It's not about making the rod bend but adding speed to the line. If you want to cast further you have to learn to double haul.



It's not just about speed but about keeping the rod and line travelling in a straight line for maximum efficiency. Tracking is the term used for this and it refers to the path the rod takes during the stroke. Golfers know if they slice or hook, they'll end up in the rough and it won't be their longest drive. It's the same for fly casters. Track the rod along a 180-degree path to the target to get the most out of the cast. Ctrl + Click on the video below to watch Pete Kutzer show how it is done.



Many saltwater fly fishers cast sidearm in the horizontal plane to avoid the wind. However, they still have to deal with gravity. If you are after maximum distance you need to cast in the vertical plane over the top. This makes tracking easier and gives the line more time before gravity takes over. When casting over the top you also have to consider

trajectory. Trajectory is the angle the fly rod and line travel. This is another case where a straight line of 180 degrees produces the most efficient results. For distance casts, the back cast starts low and follows a straight line to finish high - aim up. Work on the 180-degree rule for tracking and trajectory and your casting distance and accuracy will improve.

If increasing your line speed and getting tracking and trajectory right doesn't add 10 feet to your cast you need to go back to the beginning and look at your loops. Forming a narrow aerodynamic loop is fundamental to making any cast - not just a distance cast. The more you strive for distance the more you have to concentrate on loop shape. No need to think about dolphin nose or morphing loops like the tournament casters. Just focus on making a narrow loop with parallel legs. Practice aerializing as much line as you can and still form loops. Eliminate any slack. Concentrate on smooth application of power and matching the length of the casting stroke to the amount of line. Learn to drift the rod in the direction of the cast to allow for a longer stroke and avoid tailing loops. If these fundamentals are not in place, you will never cast further.

The next time you have an "If only ..." moment you only have yourself to blame. If you practice all the points above you will add feet to your cast. Learning to cast extra distance requires good technique and the ability to maximize line speed and control trajectory and tracking. Time spent working on these things will add distance to your cast and another 10 or 20 feet of fly line to clean every time you go fishing.



And if you want to be a tournament caster and go the next World Fly Casting Championships, you might want to watch this video from Tim Rajeff about his "Abstract Hyper-Distance Theory."

# The Trout Season

*By the Editor*

The trout season in NSW opens on Saturday 1<sup>st</sup> October. It looks like being a bumper one on the trout streams around Ebor. As a Fishcare Volunteer and member of the Coffs Coast Fly Fishing Club, I am often asked questions about fishing for trout in the Ebor area. What follows are some of the questions and the answers I give. Most of the information can be found in the [Freshwater recreational fishing guide](#), on the [NSW Department of Primary Industries Fisheries](#) site, or by talking to a Compliance Officer with the Department of Primary Industries Fisheries.

These questions and answers pertain to the Ebor area only. There aren't any dams so this information relates to fishing in local streams. All the streams are classified as General Trout Streams. We do not have any spawning streams or artificial fly and lure only waters.



## *When does the trout season in NSW open?*

I have already answered that question above, but given the number of people that have been seen fishing around Ebor in the last month, it needs restating. The trout season opens on the October long weekend and closes on the June long weekend.

### *Why do we have a closed season?*

The closed season is to protect spawning fish. Ebor doesn't have any classified spawning streams but natural recruitment does take place in some areas. The closed season also provides an opportunity for fish released from the hatchery to have time to acclimatize before the fishing season opens.

### *Do I need a licence?*

YES ... unless you are under the age of 18, an adult assisting a person under 18, a holder of a concession card or an Aboriginal person.

### *Where can I get a licence?*

You can pay at many outlets throughout NSW such as most fishing tackle shops, with the [NSW DPI FishSmart app](#) and via Service NSW website [www.service.nsw.gov.au](http://www.service.nsw.gov.au) or call 1300 369 365.

### *I'm from Victoria. Can I use my Vic licence here?*


NO ... all interstate licences are not valid in NSW,

### *What happens if I don't have a licence on me when a Compliance Officer checks?*

It is an offence not to have a licence or receipt, or a copy of your concession card on you when fishing. A compliance officer can fine you or ask you to present your documents to the nearest Fisheries Office.

### *Are there any catch and release streams around Ebor?*

No ... all streams are put and take. You should only take what you need for a feed and consider voluntary catch and release to preserve fish stocks for the future.



### *What is the legal size for trout?*

25cm in all waters (except spawning streams of which there are none around Ebor)

### *How many trout can I keep?*

The bag limit is 5 (rainbows or browns in any combination) in all waters around Ebor. The possession limit is 10. (The possession limit is the maximum number of fish per person if you have been fishing for more than one day.)

### *Why do people leave the head on a cleaned trout?*

You must not alter the length of a trout (in other words you can't remove the head or tail) whilst you are in, on or adjacent to any waters. If you are taking a fish home you can gut, gill and scale it.

### *How many rods am I allowed to use?*

In the General Trout Streams around Ebor, you are only permitted to use one rod and line with a maximum of two hooks. Up to three (3) treble hooks attached to any artificial fly or lure is permitted. It is an offence to use, carry or possess rigged lines in excess of the maximum number of attended lines permitted, or use more than the maximum number of hooks permitted per attended line. Handlines are not permitted in trout waters.

### *Where can I fish around Ebor?*

As someone who has stocked and fished many of the streams around Ebor, I am often asked where to go fishing. I don't provide specific information nor does the Club. The streams around Ebor are small and most are on private property. To find somewhere to fish I suggest you start with:

- TSR's (Travelling Stock Reserves) and Crown Reserves provide public access to streams. There are only a few around Ebor but they are worth finding. See the [NSW State Classification Map](#) for details.
- Studying topographic maps will give detailed information about all the streams but not necessarily access. [Six Maps](#) is a free online topographic map of the whole state worth exploring.
- Visiting the Dutton Trout Hatchery. The very helpful staff will give you a [mud map](#) of many of the streams and lots of good advice.
- Joining the Dorrigo Ebor Freshwater Fishing Association which stocks the local streams. If you help put fish out you get to know the farmers and where the fish have been stocked. Contact the [Secretary](#).
- Viewing the [NSW Fish Stocking map](#) which will show you where trout have been stocked. There is no automatic legal access across private land in NSW to reach stocking locations. (see further questions on access)
- Joining the [Coffs Coast Fly Fishing Club](#) and getting to know other trout fishers and accompanying them on fishing trips.

- Spending some money at fishing shops such as [Ebor Falls Tackle and Outfitters](#) or [Mo Tackle](#) where Jeff or John will give you some good local advice and the names of local fishing guides.
- Visiting, phoning or writing to local property owners, asking for the privilege to enter their property to fish.
- Searching the NSW Department of Primary Industries - Fisheries website for other usual information including [The New England Fishing Guide](#) and the [Trout Waters Recreational Fishing Guide \(Northern\)](#)

### *Can a farmer stop me from accessing a stream?*

The issue of crossing private land to fish is a complex one. The [Fisheries Management Act 1994](#) allows anglers access to streams while the [Biosecurity Act 2015](#) allows landowners to have management plans which can affect how people access and behave on their properties. Not being a lawyer, I don't know all the answers but the following points seem clear and accepted by NSW DPI Fisheries:

- Under the Fisheries Management Act, the public has a right to fish despite the private ownership of the bed of the river or creek. Anglers have a legal right to fish from a boat or while walking within the bed of a river or stream even if the bed is not public land. That legal right does not extend to the bank of the stream.
- Under the Biosecurity Act if fishers are not taking fish and in a boat on the waters of a river or creek, or on the bed of the river or creek, any biosecurity management plan can prevent access.
- You can access a stream from a bridge or public land but you cannot legally stand on the bank of the stream or cross the land if it is on private property. You cannot walk across a paddock or yard to reach the river without permission of the land owner. Anglers should always request permission from landholders to cross privately owned or managed lands. It is illegal to trespass on private property.

### *Is the fishing any good at Ebor?*

No ... It's not worth coming from interstate or other regions to fish Ebor. The rivers are dry from the drought, the bushfires have killed all the insect life and the floods have scoured out the river beds. The trout are only small and there aren't many of them. There are more snakes than fish. All the streams are fenced off with barbed wire and the blackberries grow to the middle of the river. Landowners employ private security guards to keep people out. You would be better off going to Tasmania or New Zealand ... so we locals can enjoy the superb fishing that the area has to offer when the conditions are right.

# Angler access rights, privileges and courtesies

The NSW Council of Freshwater Anglers has published the following information on [angler access rights, privileges and courtesies in NSW](#). It is worth reading if you want to fish around Ebor more than once.

## **Access across private land**

There is no automatic legal access across private land in NSW to reach angling locations. You cannot walk across a paddock or yard to reach the river without permission of the land owner.

If you are granted permission to walk or drive across private land, make sure you leave gates as you find them, don't drive across crops, disturb stock, interfere with farm machinery, light fires or create any other nuisance, risks or damage. Do not take dogs or guns unless you have specifically negotiated this with the land owner. If you see injured stock or other problems when you are on a farm, immediately alert the farmer.



## **Negotiating access across private land**

Owners of properties adjacent to popular fishing locations are often wary of giving access to anglers. They have quite reasonable concerns about fires and other risks, damage to their properties, disturbance of their stock and crops, presence of dogs, use of firearms and so on. Some anglers also fail to recognise that the land is private property, just as a suburban front yard is, and that the land owner, his family and workers are entitled to privacy and security.

However, fishing access across private property can usually be negotiated by a courteous approach to the land owner, giving all due recognition to the owner's privacy, rights and concerns. We suggest you visit, phone or write to the property owner, asking for the privilege to enter their property to fish.



You should clearly state your name, address and phone number, the date you hope to fish at the location, description and registration of your car and the number of people in your party. You should promise to stay as close as possible to the stream and not cross the property unnecessarily, not to take dogs or guns onto the property and not to light fires unless agreed by the landowner.

You should try and make contact personally when you visit the property, even if access has been negotiated by phone or letter. If you visit the property to request access, make sure you offer to leave the landowner with your details (name, address, phone number, etc written out) so that they know they can contact you if they discover any problems after you have left.

Remember that if you have negotiated access for yourself, it does not mean you have negotiated it for all your mates. They should get their own permissions.

Being granted access once does not mean you have some sort of perpetual permission... if you intend to visit the property again always make contact beforehand. The situation may have changed, eg at certain times of the year a farmer may not want stock disturbed, or the landowner may have invited someone else to visit the property that day. Be courteous and flexible and ask if access on another occasion might be possible.

Access laws vary from state to state. The advice above applies to NSW. Other parts of Australia have different property laws. For information contact your state's fisheries department.



# Saltwater Flats Fly Fishing



## Workshop



Saturday 29<sup>th</sup> October 2022

## Woolgoolga Lake



Garry Hambly, Owner and Founder of [South Pacific Fly Rods Australia](http://SouthPacificFlyRodsAustralia.com.au), and operator of [A1FlyFishing.com.au](http://A1FlyFishing.com.au) will be conducting the workshop.

The complexities of Flats Fishing will be simplified and have you equipped and confident on the flats. Woolgoolga Lake is one of the many ICOLLS (Intermittently Closed and Open Lakes and Lagoons) along the east coast, and fully understanding their variables is the secret to successful fishing.

With the new skills acquired on the day, head out onto to your local flats or next international destination with a whole new approach!



Don't miss this free opportunity to be instructed by Garry Hambly, and learn from his extensive knowledge & experience as Company Owner, Local guide and qualified fly casting instructor.

## **The Saltwater Flats workshop will cover:**

- Walking the dry flats assessing your approach for the incoming tide.
- Casting tips and approach across undulating sand flats.
- Fly line choices for varying water depths, fly selection & fish species.
- Selecting leaders & flies to suit your target species.
- Fly placement and retrieve techniques.
- Full overview of Rods, Reels, Fly Lines & equipment for fishing the flats.
- Question and Answer time ... and so much more.

## **Free Giveaways & Prizes!**

There will be complementary **giveaways & prizes** on the day, and the **Full range of South Pacific Fly Rods product range will be displayed** and available for sale at discounted prices, so **bring some cash!**

**CCFFC members** and **any non-members** are invited to join us on the day. You'll be welcomed by our friendly members who all on the same journey learning & the experiencing the world of Fly Fishing.

There is a vast range of **accommodation options** in Woolgoolga, including 3 Caravan Parks. **Lakeside Caravan & Cabin Park** is adjacent to the workshop site. Why not plan a **Woolgoolga weekend getaway** and join us on the day!

~~~ >((({\*} ~~~

The workshop will commence at **8.00am sharp** in the **Woolgoolga Lake BBQ Reserve**, at the end of Lake Road, and finish 12 noon. Morning tea provided. Bring your lunch and stay on to fish after Lunch. Registration essential. Contact:

Garry on 0412 271 365 or Allan on 0427 457 725





FLY TYING *Sessions*

- Learn to tie flies
- Improve your fly tying skills
- Learn new fly patterns
- Meet other fly fishermen
- Share you skills with others

Surf Candies - Saturday September 10th 2-4pm
Trout Flies - Saturday October 8th 2-4pm
Flathead Flies - Saturday November 12th 2-4pm

\$15*
PP

***ENTRY FEE WILL COVER ALL MATERIALS AND EQUIPMENT NEEDED TO TIE WITH
THERE ARE ONLY 6 SEATS PER SESSION - TO SECURE A SPOT PLEASE CONTACT JOHN
ON 6652 4611 - FLY@MOTACKLE.COM.AU OR DROP IN TO MOTACKLE & OUTDOORS**

Montebello Islands

On the personal recommendation of a friend and fellow club member, I am including this information on the Montebello Islands for your information. If you are looking for an exotic saltwater fly fishing destination without leaving Australia, this is worth considering. If only I was younger and richer!



Montebello Island Safaris take pride in being the only full-time operators to the Montebello's. We provide a level of service and enjoyment that can only be experienced with our company. Not only do we make use of a 63-foot fiberglass charter fishing vessel that is extremely spacious for fishing and comfortable for the voyages, but we also have the only offshore houseboat on the coastline that sleeps 16 people comfortably. The houseboat comprises 6 bedrooms, a large industrial kitchen, where meals are prepared by our cook and helped where necessary by our crew, and plenty of entertaining areas. The 9-metre jet boat NEMO can take you island exploring, surfing, freediving and chasing the big GT's as well as jig fishing in the shallows. The four 4-meter dinghies for your use within the recreational fishing zone.

If you have not already done so, please look at our website www.montebello.com.au and our Facebook page [Montebello Island Safaris](#) there are some great photos and detailed information on the Montebello charters.

The charters can accommodate 14 people. But for fly fishing we are only looking at 6 possible 8 rods per group and full use of the 4 x dinghies.

The trips depart from Exmouth Marina Sundays for the weeklong Safari returning Friday night in time for flights out the next day. To get to Exmouth you can drive or fly with Qantas (www.qantas.com.au). Qantas has flights daily to Exmouth & don't forget to book extra baggage for your fish when booking you flights.

The cost of the charter, which is for 5 nights and 6 days for the 2023 season is \$3,600.00pp + 800 pp for my guiding / host rate. \$500 deposit is required to hold your spot if you choose to book.

The price gets you your trip out to the Montebello's on our boat the Kylin, accommodation on our houseboat the Full Monte, all your meals prepared for the duration of your stay and use of our facilities and my host / guiding.

These facilities include Four 4-meter dinghies with 30hp Yamahas for light gear fishing (BYO own fly gear) and a 9-meter jet boat called Nemo for jig fishing, scuba diving, snorkelling, surfing and island exploring on. We also have kayaks and stand-up paddle boards for use as well. We will fly fish the flats most of the day, I have picked tides and time of year that best suit with low tides around the middle of the day.

Given we want fly fishing itinerary and will want to use pretty much all of the dinghies, I would suggest going for a date that has no other group booked yet. That way anyone who is interested in filling the extra spots I can give them the heads up in advance that we have a group looking to do mostly fly fishing and will require a lot of dinghy time. Groups that have already booked will be expecting the standard itinerary and dinghy use for their group

Flats Fish to encounter

Blue Bastards, Permit, Giant Trevally, Spangled Emperor, Golden Trevally, Brassy Trevally, Blue Bone , Swallow Tail dart, Queenfish, Mangrove Jack and the list goes on.

Below are the remaining spots for the best tides for flyfishing in 2023.

30thApril trip - now just 3 spots available

22ndOctober - all spots 14 spots available

5th-10thNov - now 7 spots

19th-24thNov - all 14 spots available

Any questions don't hesitate to get in touch with [Eugene Pawlowski](#) 0403559481

CLUB SHOP



Short sleeve dress shirt with logo. None available but we are sourcing a similar shirt which will cost about \$40 each.



The original fishing shirts made by Big Fish in Darwin. None available. We need a minimum order of 35 to get new stock. The cost would be about \$80 each.



A few Club caps in stock ... \$15 each. Can order more if needed.



A few Club Hats in stock ... \$20 each. Can order more if needed.



Boat stickers in stock ... \$10 each. When they're gone no more will be printed.



Club Patches. None in stock but more can be ordered or better still take your garments to Nambucca T-shirts and have the logo directly embroidered for \$5.

To order from the Shop contact the Treasurer or the Secretary

Grand Slam Awards

To encourage members to improve their fly fishing skills, a series of awards is being implemented. These **Grand Slam Awards** have four levels (like the casting program) and members can achieve an award by meeting the criteria listed. The fine details are still being worked out but if you want to get started, this is what you have to do:

Foundation Grand Slam.

This is for someone just taking up fly fishing and goes hand in hand with the Foundation Level of the Fly Casting Skills Development program.

The following three fish species must be caught on fly over the calendar year:

Mullet, Bream and Flathead.

Can be caught over any number of days
Must be photographed with some means of verifying the date
Fish do not have to be legal size but if undersize **MUST** be released unharmed.



Bronze Grand Slam

Any three fish species from the list below must be caught on fly on the one day:

Mullet, Bream, Flathead

Must be caught on the one day
Must be photographed with some means of verifying the date
Fish do not have to be legal size but if undersize **MUST** be released unharmed.



Silver Grand Slam

Any three fish species from the list below must be caught on fly on the one day.

Brown Trout, Rainbow Trout, (Redfin, Herring or Bass)

or

Bass, Bream, Trevally

or

Whiting, Flathead, (Bream or Luderick)

Must be caught on the one day
Must be photographed with some means of verifying the date and length.
Fish have to be legal size.



Gold Grand Slam

Any three fish species from the list below must be caught on fly on the one day.

Carp, Murray Cod, Yellowbelly

or

Rainbow, Brown, Brook Trout

or

Mangrove Jack, Bass, Bream

or

Salmon, Luderick, Kingfish

or

Dolphin Fish, Tuna, Mackerel

or

Queenfish, Barramundi, Permit

or

Tailor, Salmon, Dart

Must be caught on one day
Must be photographed with some means of verifying the date and length
Fish must be legal size.





HALL OF FAME

FISHING

Foundation Grand Slam

Ray Phipps
Michael Ferris
Greg Artlett
Jim Hyatt
Brian Mighell
Garry Bennett
Anthony Heiser
Rod Ryan

Bronze Grand Slam

Greg Artlett

Jim Hyatt

Brian Mighell
Michael Ferris
Ray Phipps
Garry Bennett
Anthony Hesier

CASTING

Foundation Level

Bill Anderson
Greg Artlett
Garry Bennett
Mick Cannon
Michael Ferris
Ken Holley
David Lindsay
Brian Mighell
Stephen Mitchell
Murray Robinson
Nigel Smith
Doug Urquhart
Jim Wray
Ray Phipps
David Small
Steve Rampant

Bronze Level



HALL OF FAME

FISHING

Silver Grand Slam

Gold Grand Slam

CASTING


Silver Level

Gold Level

Allan Ekert

Our Supporters

These people have all helped our club in one way or another. When you are looking for products and services make sure you consider them first



Flies by Fedeles



<http://flytyerman.blogspot.com>

Membership Fees

Membership Fees are as follows:

Adult membership \$30

Family membership \$40

Concession membership \$20

Junior membership free

Distant membership \$10

The membership year runs from 1st July to 30th June.

Family membership is available for a group of two or more persons related by birth, marriage, de facto relationship or adoption who live together.

Concession membership is available to pension card holders (including disability support and aged), Centrelink and Veterans Affairs cardholders

Distant membership is available to anyone living more than 80km from Coffs Harbour.

Junior membership is available to anyone attending primary or secondary school.

Fees can be paid:

1. **In cash** or by **cheque** at the next meeting or fly tying night. (cheques made payable to Coffs Coast Fly Fishing Club Inc.

2. **By cheque** posted to:

The Secretary
Coffs Coast Fly Fishing Club
11 Butterfly Close
Boambee East
NSW 2452



3. **Direct deposit:** Bananacoast Community Credit Union



BSB 533 000

Account Number: 02051766

Name: Coffs Coast Fly Fishing Club Inc

Reference: Your surname

When depositing, make sure you include your surname in the Reference section. e.g. **Ekert Membership**.

Club Contact Address

Our official email address is

coffscoastflyfishers@gmail.com

Our mailing address is:

The Secretary

Coffs Coast Fly Fishing Club

11 Butterfly Close

Boambee East

NSW 2452

Electronic Contacts

We have a Coffs Coast Fly Fishing Club website which can be found at:

<http://coffscoastflyfishing.weebly.com/>.

If you find problems with the website such as broken links please email the Secretary so they can be rectified.

Our Facebook Page can be found at:

<https://www.facebook.com/coffscoastflyfishing/>

We have a **Facebook Group**. If you are on FB all you need to do is search for Coffs Coast Fly Fishers and ask to join the Group

Coffs Coast Fly Fishing Club Inc.

Membership Form

I apply for Membership or Renewal in the following membership category (*tick appropriate box*):

Adult \$30 Family \$40 Concession \$20 Junior - Free Distant \$10

Please fill all information below:

Name: _____ DOB: _____
Address: _____ Town: _____
Postcode: _____ Home Phone: _____ Mobile: _____
Email: _____
Emergency Contact: _____ Phone: _____

For Family Membership please complete the details below:

Name: _____ DOB: _____ Relationship: _____
Name: _____ DOB: _____ Relationship: _____
Name: _____ DOB: _____ Relationship: _____

By signing below you agree to abide by the Constitution, rules and safety regulations of the Club.

Signature of Applicant: _____ Date: _____

Signature of Legal Guardian if for Junior member: _____ Date: _____

The club uses photographs taken by members or of members in the newsletter, promotional materials, on the website and on our Facebook Page. If you do not want your photograph to be used, tick here.

Phone numbers and email addressed are shared by club members to co-ordinate club outings and for safety purposes. If you do not want your details shared, tick here.

This signed Membership form must be given or sent by email or post to the Club together with payment of annual Club fees. Payment can be made by cash, cheque, or direct deposit.

Post signed form and cheque to:

The Secretary.
Coffs Coast Fly Fishing Club
11 Butterfly Close
Boambee East
NSW 2452



Bananacoast Community Credit Union
Ltd and Police & Nurses Limited

Direct Deposit:

BSB: 533 000
Account No: 02051766
Coffs Coast Fly Fishing Club Inc
Reference: **Your surname**

Notes

Club Membership Definitions:

Concession membership is available to; Pension Cardholders (including Disability support and Aged), Centrelink and Veterans Affairs Cardholders.

A family is a group of two or more persons related by birth, marriage, de facto relationship or adoption who live together.

Junior membership is available to anyone attending primary or secondary school.

Distant membership is available to anyone living more than 80km from Coffs Harbour. Distant Members are entitled to all the benefits of club membership and are covered by public risk insurance.

Fees:

Our preferred method of payment is Direct Deposit. When making a **Direct Deposit** please ensure you include in the Reference: your **Surname** so the payment can be identified by the Club Treasurer and a receipt issued.

Fees can be paid in **Cash** or by **Cheque** at a meeting or club outing.
Cheques to be made payable to **Coffs Coast Fly Fishing Club Inc.**

Completed Membership Forms:

Can be scanned and emailed to the Secretary at coffscoastflyfishers@gmail.com

Can be hand-written and handed to the Secretary at a meeting or event.

Can be posted to the Secretary at the above address.

All information supplied will be held in Club records and will only be available to financial Club members, if approved by the applicant as indicated on their Membership Form.