

The *Flyer*



Official Newsletter Of The



October 2023

The Flyer

The Official Newsletter of the Coffs Coast Fly Fishing Club October

Contents

Club Executive	Page 3
Club Committee	Page 4
President's Report	Page 5
From the Secretary	Page 6
October Meeting	Page 8
Fly Tying	Page 8
Tuesday Casting Group	Page 9
October Outings	Page 10
Fishermans Reach	Page 10
Rise Film Festival	Page 11
Keepit Carp Caper	Page 11
Fly Fisher International	Page 12
Trout Season	Page 12
Club Calendar	Page 14
History of Coffs Coast Fly Fishing Club	Page 15
Rise Fly Fishing Film Festival Poster	Page 17
Mo Tackle Fly Tying Poster	Page 18
Fishing Reports	Page 19
Casting Around ... Do you want a tip?	Page 25
October Fly Tying ...Carp Flies	Page 30
Trevally	Page 33
Club Shop	Page 34
Hall of Fame	Page 35
Our Supporters	Page 37
Membership Details	Page 38
Membership Form	Page 39

From the Editor

I first started using computers with an Apple IIe in the early 80's. Throughout my working life I was always an Apple believer. On retirement, I migrated to Windows which was better suited to my budget. I've just bit the bullet and gone back to Apple. You may notice some changes with the newsletter as I overcome compatibility issues and relearn how things are done in the Apple World. I hope it's not too late to teach this old dog new tricks.

A "printed" newsletter has some limitations so you will notice links to websites and videos in this newsletter where you can have the full audio-visual experience. Click on the links in blue to get more information. And don't forget to visit our Flickr site where you can see all the photos that don't make the newsletter. Just go to:

https://www.flickr.com/photos/coffs_fly_fishers/

Front Cover: One trout photo on the cover of the newsletter is never enough so this shot of Paul Bennett with a Dunmore Brown is a definite winner for the month of October.

Editor

Club Executive 2023-24



President
Glenn Colquhoun
0409151270



Secretary
Anthony Heiser
0402560880



Vice President
Greg Artlett
0427689400



Treasurer and Public Officer
David Small
0423112902



Minute Secretary
Ray Phipps
0412525338

Club Committee 2023-24



Newsletter Editor and Committee
Allan Ekert
0427457725




Committee
Doug Urquhart
0458696138



Committee
Murray Robinson
0425277026



Committee
Jim Wray
0419607770



Committee
Mike Ferris
0428636858



Committee
Tom Trefz
0423676624



Committee
Brian Bevan
0409469562



Committee
Brian Mighell
0438586235



President's Report October 2023

A very warm welcome to our newest members & visitors.

With Spring now upon us, maybe we can achieve more Bendy Rods with the arrival of our beloved GT's & other Trevally species back in our waterways. Bass season has opened & Trout season opened this weekend. Hopefully a very ordinary Winter for fishing will soon be forgotten.

Last month the committee voted & awarded Allan Ekert Life Membership of the club. Allan's devotion as a founding member has been outstanding, wearing so many hats ... Secretary, Tutoring both on Tuesdays & anytime a member needed a bit of guidance with their casting, organising the many trips away that we enjoy so much & then there is our amazing Newsletter. The effort Allan puts into this is immeasurable for me. I do a printed copy every month & it is good to go back & research the many interesting articles that the Newsletter holds. We all owe Allan so much for the wonderful Club that he & our inaugural president (the late) Kevin Cosgrove have created.

Activities in September have been well attended with the Battle of the Bread Fly, the Gathering @ Gumma & Garry Hambly's South Pacific Fly Rods Cast Day which was well attended with 28 members trying out Garry's Rods, Reels & Flylines. A big thankyou to Garry for a great day.

Unfortunately, the conditions at Woolgoolga Lake are not suitable for Garry to conduct the A1 Flats Fishing Workshop at Woolgoolga Lake on Saturday 7th October so it has been postponed to a date to be set. We will, however, be having an outing at Mylestom on that day.

October also brings the Flyfishing Film Festival at the Sawtell Cinema on Tuesday 10th @ 6.30pm. These short films from Australia & around the world are some of the best flyfishing movies you will ever see. Some members will be meeting before the films for dinner at the Sawtell RSL.

Grafton Bass weekend from Friday 20th to Sunday 22nd October has had to be cancelled as the accommodation is no longer available. An alternate trip has been organized to Fishermans Reach and you can read the details in this newsletter.

Happy Casting

Glenn

From the Secretary



October is finally upon us and, I'm hoping my Triton will be back on the road in time for the opening of the trout season on the Labour Day Long Weekend.

Trout Opening Weekend

Fishing commences on Saturday morning of the October long weekend (30 September 2023) to Monday night June long weekend (10th June 2024).

Trout Streams in Northern NSW are classed as General Trout Waters, meaning there is a bag limit of five Trout per person and a possession limit of ten, and a minimum size limit of 25 cm. Fishing is restricted to *'one attended rod and line with not more than 2 books attached and with not more than 3 treble hooks, or 3 double hooks, attached to any lure'*.

For more information and details of permitted fishing methods for Trout and Salmon can be found in the NSW Department of Primary Industries [Fish Smart App](#) or their [website](#).

Fishy Weekend

On Saturday 7th October we have an outing on our home waters at Mylestom. This outing replaces the A1 Flats Fly Workshop in Woolgoolga which could not go ahead due to Woolgoolga Lake still being landlocked from the Ocean.

For those who want to squeeze in just a little bit more fishing that weekend, it is [National Gone Fishing Day on Sunday, 8 October 2023](#). The Department of Primary Industries will run a host of major events around NSW to celebrate fishing and encourage everyone to get out on the water. If you are interested in introducing a young family member to fishing, the DPI will be hosting free community fishing events on 8th October 2023 from 10:00 am – 2:00 pm at Port Macquarie. You may even see Allan, Doug, Greg and Pip volunteering at that event.

... continued on next page

Many fishing clubs and organisations will be running their own community fishing events and activities in their local area. The DPI offers grants and fishing packages each year to help Clubs and other organisations host events on Gone Fishing Day. I previously ran two Junior Fishing Clinics on the banks of the Queanbeyan River. Those fishing clinics were very popular and made possible with the assistance of DPI grants.

Grant applications for next year's Gone Fishing Day are likely to open in July or August 2024. However, good grant applications are built on planning, groundwork and consultation before putting pen to paper. If you have ideas for a possible Gone Fishing Day event, then let us know as soon as possible, and I can raise it at the next Committee Meeting.

Next Committee Meeting

Our next Committee Meeting will be held at 5.00 pm, Monday 20th November 2023 at the North Beach Recreation and Bowling Club at Mylestom (the day before the Keepit Carp Caper). I am starting to prepare the agenda for the Committee Meeting. Let me know if there is any business you would like raised at the Committee Meeting and it will be added to the agenda. The Committee Meeting will be followed by our final General Meeting for 2023 at 6.00 pm.

El Niño declared

Finally, as discussed at our General Meeting on 18 September 2023, the Bureau of Meteorology declared an El Niño is underway. I won't attempt to explain what this means other than we can expect a hotter and drier Spring and Summer this year. For those wanting more information, you can read the [BOM's Tropical Climate Update](#).

The warmer and drier conditions expected over the coming months are likely to impact our northern trout streams. There is a risk some Trout may not survive catch and release fishing unless we exercise greater care in handling the fish.

Below are some top tips to maximise fish survival:

- Reduce deep hooking by using circle hooks or by fly or lure fishing.
- Use suitable tackle for the species that you are targeting and minimise the time spent to land the fish.
- Use a knotless landing net to minimise damage to fish.
- Minimise time out of water.
- Wet hands/gloves and brag mats before handling fish.
- Use needle-nosed pliers to reduce time spent unhooking fish.
- If fish is deeply hooked, cut the line short and release – do not attempt to remove hook.
- Consider the effects of barotrauma and release fish quickly. Use a release weight if necessary.
- Do not suspend fish by the jaw, gills, or eyes. Support the fish properly for photographs.
- When releasing fish, gently lower them into the water and revive – Do not return fish to water by throwing them.
- Place the fishes head into the current or do figure of 8 pattern.

Further information can be found in the [DPI's Catch and Release Hand Book](#).

Anthony

October Meeting

Our October meeting will be held on Monday 16th commencing at 6.00pm at the North Beach Recreation and Bowling Club at Mylestom. There will be time to talk about any club issues and pitch ideas for future activities. The usual raffle will be conducted with prizes drawn on the night. All tickets will be retained for the next major raffle to be drawn in November which will be a saltwater fly box and flies.


Our guest speakers for the meeting will be David Faircloth and Alacia Cockbain talking about OzFish.



OzFish Unlimited is a not-for-profit organisation dedicated to helping the millions of Aussie recreational fishers take control of the health of their rivers, lakes and estuaries and shore up the future of the sport they love. OzFish Unlimited partners with fishers and the broader community to invest time and money into the protection and restoration of our waterways, counteracting decades of degradation.

Fly Tying

We had a tie in our fly tying competition this month. Bill Anderson and Doug Urquhart shared the votes for the best fly made from foam.



Doug's popper and Bill's thong fly.

Our next fly tying night will be on Monday 30th October at 6.00pm at the North Beach Recreation and Bowling Club in the Osprey room. We will be tying a carp fly. Come along to find out about a fly pattern that works and have some fun tying it in different ways. Bill Anderson will be leading this session and we will be tying variations of the famous Humphrey fly originally tied by Jason Stratford. Step-by-step instructions begin on page 32.

At our last fly tying night, Steve Rampant did a great job showing us how to tie a simple foam Hopper pattern. Although designed for trout or bass, this pattern would also work on carp when they are looking up for wind-blown insects. His step-by-step instructions are included on page 30 for those who would like a copy.



Remember, you must register early if you want a materials pack which will contain everything you need to tie some of these flies. The cost is \$5. You can register at a club event or by contacting Allan on 0427457725.

Sill on fly tying, John Everett will be re-commencing his monthly fly tying sessions at MO Tackle on Saturday 14th October. This month John will be tying trout flies. If you want to learn to tie flies, improve your fly tying skills, learn new fly patterns and meet other fly fishers, these sessions are for you. Starting time is 2.00pm and there is a cost of \$15 to cover all the materials and equipment you will need. There are only 6 places each month so contact John on 66524611 – email: fly@motackle.com.au or drop in to [MOTACKLE & OUTDOORS](#) to secure your place. See poster on page 18.

Tuesday Casting Group

The Tuesday casting group continues to grow and flourish. There are always new things to learn, practice and share. If you want to cast better, learn more about fly fishing and enjoy the company of like-minded people you are welcome to join in.



We meet at the Mylestom Cricket Oval each Tuesday except for fishing days and bad weather. If you turn up at Mylestom at 10.00am to find no one there, check the Newsletter, Facebook or your emails to see if we are fishing, or drive to the end of the road at the Café and see if we have moved to the shelter shed there.

The timetable is as follows:

- 9.45am - Arrive ready for 10.00am start.
- 10.00am – 11.00am How-to sessions and Casting
- 11am till 11.30am Morning tea
- 11.30 am till 12 noon More casting.

Some members like to sneak in an early morning fish before casting begins.



After casting you are welcome to join the group that goes to the café for lunch. The casting program for the month of October is as follows:


- Casting at Mylestom with Garry Tuesday 3rd
- Casting at Mylestom on Tuesday 10th
- Fishing at Gordonville Crossing on Tuesday 17th
- Casting at Mylestom on Tuesday 24th
- Casting at Mylestom on Tuesday 31st

October Outing

As the Flats Workshop is unable to go ahead on Saturday 7th October, we will be having an outing at Mylestom instead. You can fish the Bellinger or Kalang Rivers but most people will focus on the Bellinger as it is closer to Mylestom where we will be meeting for lunch afterwards. You can launch whenever you like but I will be at the ramp at 7.00am if you need any help.

A boat, canoe, kayak or SUP is almost essential for fishing the Bellinger. If you don't have a vessel or can't arrange to be a crew member, please let me know at least a few days before so I can try and organize something. If we don't have enough boats, I will ferry people to the flats to fish from the shore.


Lunch will be free hot dogs and coffee at the Mylestom Cricket Oval from 12.30pm. Anthony and I will be coordinating this outing and you can phone me on 0427457725 or Anthony on 0402560880 to register or find out more.



Fisherman's Reach

We had planned to have a weekend at Grafton from Friday 20th to Sunday 22nd October. Unfortunately, it has been cancelled due to circumstances beyond our control.

A replacement trip has been put together to go to Fisherman's Reach that weekend. [House in Fisherman's Reach](#) has been booked on the river near the boat ramp. There are only 6 places and the cost will be \$125 each for the weekend. If you are interested you must contact Mike (0428636858) to book one of the six places. You will need to pay a deposit of \$50 into the club account by 14th October.



If you miss out on a place in the house, or you don't want to go for the whole weekend, you can make a day trip on Saturday 21st. If you register, we can plan to meet up during the day.

Fisherman's Reach provides access to the Macleay River from Stuarts Point to South West Rocks. The accommodation has parking for boats and trailers and there is a wharf out the front to moor boats. Two boat ramps are within close proximity to the property. The modest brick home will sleep 6. The master bedroom has an ensuite shower and toilet and there is a second bathroom. There are 3 bedrooms in all with double beds but we can take our own swags and stretchers. The lounge folds out into a sofa bed. Linen is provided. BBQ facilities available on the rear veranda.



Rise Film Festival

A special screening of the rise film festival will be held on Tuesday 10th October at 6.30pm at the Majestic Cinema Sawtell. This is not part of the official film festival and will not have a guest presenter and lucky door prizes. The only way you can book your tickets is through the Majestic Cinemas website at:

[Sawtell, NSW - Classic Cinemas: Tue, Oct 10, 2023 \(myeventscenar.com\)](https://www.majesticcinemas.com.au/Events/Classic-Cinemas-Tue-Oct-10-2023)

The official tour is only screening in select locations with Brisbane and Avoca being our closest. Thanks to Brian Bevan and Ian Bailey (owner of Majestic Cinemas) we can watch the films from the comfort of our local cinema. Ticket prices are set by the Film owners and we managed to get the prices at \$20 for an adult and \$17 for a concession / child / or Majestic Movie Club member (plus \$1.50 credit card fee).

Tickets can be purchased on the Majestic website and also at the cinema and if there are any left, on the day of the screening.



Click on the photo to see a trailer for the Rise Fly Fishing Film Tour.

Some members will be having a meal before the show at the Sawtell RSL. If you want to join them meet at the RSL between 5 and 5.30pm at the Bistro.

Lake Keepit

The Lake Keepit trip is always a popular club outing. Catching carp on fly is a great way to hone your fly fishing skills and have some fun. Although it is still a couple of months away, now is the time to start planning. We have expanded the dates from Tuesday 21st November to Sunday 26th November. You can pick and choose whether you want to go for the whole time or just a few days during the week or weekend.

We will be staying at Lake Keepit Holiday Park where you can book a camp site or cabin. You need to arrange your own transport. A boat will help to get away from the crowds but there is plenty of shoreline for those who prefer to walk.



Those attending will be responsible for making their own bookings but if you register in the outings book, we can coordinate and keep our group together. Cabins range from \$149-\$174 per night and can sleep 3 or 4. Unpowered camp site are \$27 per night. This will be a self-catered trip but there will be a club BBQ on some nights.

Tom Trefz (0423676624) is coordinating this outing so contact him for more information or to register. You can also register by putting your name on the outing sheet.

Fly Fishers International

By the Editor

Fly Fishers International (FFI) is a non-profit organization headquartered in Livingston, Montana. It was founded in 1964/5 as the Federation of Fly Fishers (later to become the Fly Fishers International) as an organized voice for fly fishers around the world. One of the many focuses of FFI is to enhance the level of fly casting instruction through programs to certify instructors and develop the casting skills of club members.

We are fortunate to have in our club two instructors who have proven their knowledge, casting proficiency, and teaching ability and become Certified Casting Instructors with FFI. There are only 76 CIs in Australia and 13 MCP's (Master Casting Instructors). Some casting instructors only use their qualifications within Fly Fishing Clubs and for their own benefit. Other instructors choose to make a living from teaching.

I don't do paid instruction. I started the Tuesday Casting Group to improve the casting skills of members in our Club and provide instruction for those new to fly fishing. It's a group activity where we teach and learn together. I don't do individual instruction except in the context of Club activities. For those who want one-on-one casting instruction there are other teachers who will provide that for a fee.

If you are looking for a casting instructor for individual one-on-one tuition, I suggested you look for someone who is qualified by FFI. You can find a list of qualified instructors [here](#). The Club does not endorse anyone in particular but you are encouraged to look locally for people who support our Club. Garry Hambly is a club member and supporter and helps with our Tuesday casting group. Garry makes his living from teaching and selling South Pacific products. If you want to take your fly casting to the next level why not give Garry a try.



It's time to take your Fly Casting to the next level

Fly Fishing Tuition
Courses to suit all levels of experience

- Beginners Introduction to Fly Fishing
- Basic Fly Casting
- Introduction to Saltwater Fly Fishing
- Introduction to Freshwater Fly Fishing
- Distance Casting & Advanced Techniques
- Fly Fishing Tullion & Accommodation Packages

Your tutor is Professional Fly Casting Instructor Garry Hambly
Owner & Founder of South Pacific Fly Rods Australia

FFI CCI - Fly Fishers International Certified Casting Instructor
PFIGA - Professional Fishing Instructors & Guides Association - Australia
Courteous and patient instruction that will have you relaxed and at ease
Bookings and Enquiries - 0412 271 365

... or here's your chance to START fly fishing

Coffs Harbour Internationally Certified Fly casting instructor

South Pacific Fly Rods Australia
Owner **Garry Hambly**
FFI CCI Fly Fishers International Certified Casting Instructor

As well as certifying casting instructors, the FFI provides a casting curriculum for clubs. We have been following the FFI Skills Development program in the Tuesday Casting Group. It's a sequential program starting with the fundamentals of setting up your gear and making the first cast. It goes on to develop all the skills needed to go fly fishing. For anyone who might be thinking of going on to become a certified casting instructor, the Gold level is a great stepping stone.

With so many turning up for casting on Tuesdays it has been great to see regular attendees putting their casting and teaching skills to good use in helping beginners who come along. Last week we had some young men from Inverell who gave fly casting a go and managed to start throwing tidy loops after a few pointers from Greg.



Allan FFI CCI

Trout Season

Anthony made reference to the opening of the trout season in his secretary's report and provided important information for all those trouties who will be heading up the hill in the coming months.

I was at the Hatchery last week where the water levels were at an unprecedented low. Unless we get substantial rain soon it is going to be a disastrous season. There are still fish about from the last few stockings and more fish are being put out, but they are not going to survive a long hot summer. If you are catching and releasing fish make sure you use best practice to ensure the fish have a good chance of surviving.

The Serpentine River this time last year.



The Serpentine River this year.



Access to rivers is always a hot topic at this time of the year and you are reminded of the need to gain permission before fishing most of the streams around Ebor. You have a legal right to fish wherever trout have been released as long as you are in the water or below high-water level. Once you step onto the top of the bank you are trespassing.

NOTICE

Fishing from the top of bank requires consent

PUBLIC RIGHT TO FISH
FISHERIES MANAGEMENT ACT 1994 - SECT 38
 A person may take fish from waters in a river or creek that are not subject to tidal influence despite the fact that the bed of those waters is not Crown land if, for the purpose of taking those fish, the person is in a boat on those waters or is on the bed of the river or creek. In this section, "bed" of a river or creek includes any part of the bed of the river or creek which is alternatively covered and left bare with an increase or decrease in the supply of water (other than during floods).

General enquiries : 1300 550 474
 Report illegal activity : 1800 043 536
 angler.access@dpi.nsw.gov.au

NSW Department of Primary Industries

If you are heading up to Ebor this trout season you might like to call in to **Ebor Falls Tackle and Outfitters**. The little shop has a large range of freshwater spin and flyfishing tackle as well as camping and fossicking supplies. They are a NSW DPI Fisheries agency selling recreational fishing licenses and also carry a large amount of local tourism information pamphlets, guides and maps. Jeff is a supporter of our club generously donating an open order for our Christmas Raffle. Thanks Jeff.



Club Calendar 2023

The 2023 Club Calendar is provided to give you an overview of what might happen and an opportunity to plan ahead. It will change throughout the year as needed. Check the monthly newsletter or website for latest details.

Month	Outings	Activities
JANUARY	No general meeting or outing this month Committee Meeting Mon 16th	Committee Meeting Mylestom Monday 16 th
FEBRUARY	Seniors Week Try Fly Fishing Mylestom Tue 7 th Lake Borumba Sun 12 th to Fri 17 th (Murray) Bass Outing at Taylors Arm Sat 25 th (Doug)	Club Meeting Monday 20 th Mylestom
MARCH	Learn Fly Fishing at Ebor Sat 4 th Group 1 Tuesday Casting Group Resumes 7 th March Bens Falls Retreat Fri 10 th to Sun 12 th (Allan) Learn Fly Fishing at Ebor Sat 18 th Group 2 Fly Tying Mylestom Monday 27 th	Club Meeting Monday 20 th Mylestom
APRIL	Home Waters Sat 1 st (Glenn) Stuarts Point Fri 28 th to Sun 30 th (Mike) Fly Tying Mylestom Monday 24 th	Club Meeting Monday 17 th Committee Meeting Major Raffle Drawn
MAY	Home Waters Saturday 13 th (Allan) Cast a Fly Rod Day Date & venue to be decided Fly Tying Mylestom Monday 29 th	Club Meeting Monday 15 th Mylestom
JUNE	Macksville Saturday 10 th June (Glenn) Lake St Clair Friday 16 th to Sunday 18 th Fly Tying Mylestom Mon 26 th	Club Meeting Monday 19 th Mylestom
JULY	Home Waters Sat 22 nd (Allan) Dunmore Waters Friday 28 th to Sunday 30 th Fly Tying Mylestom Mon 31 st	Annual General Meeting Monday 17 th Major Raffle Drawn
AUGUST	Swansea Salmon Classic Friday 18 th to Sunday 20 th Fly Tying Mylestom Mon 28 th	Club Meeting Monday 21 st Committee Meeting Mylestom
SEPTEMBER	Battle of the Bread Fly (Mullet Mash) Saturday 2 nd (Allan & Greg) Gathering @ Gumma Thur 7 th to Sun 10 th (Pip) Fly Tying Mylestom Mon 25 th	Club Meeting (Buy/Swap/Sell Meet) Monday 18 th Mylestom
OCTOBER	Home Waters Sat 7 th (Anthony and Allan) Fly Fishing Film Festival Tues 10 th 6.30pm Sawtell Fishermans Reach Weekend Fri 20 th to Sun 22 nd (Mike) Fly Tying Mylestom Mon 30 th (Bill ... carp flies)	Club Meeting Monday 16 th Mylestom
NOVEMBER	Home Waters Saturday 11 th (Glenn) Keepit Carp Caper Tues 21 st to Sun 26 th (Tom) Fly Tying Mylestom Mon 27 th	Club Meeting Monday 20 th Committee Meeting Major Major Raffle Drawn
DECEMBER	Home Waters Saturday 9 th (Anthony) Christmas Gathering BBQ Valla Tuesday 12 th	No Club Meeting Christmas Raffle Drawn

Coffs Coast Fly Fishing Club ... a Brief History

By the Editor

This year the Coffs Coast Fly Fishing Club is eight years old. It began when I returned from Tasmania and suffered withdrawal symptoms not having a fly fishing club to belong to. Not everyone likes being in a club but I had found my membership of clubs in Tasmania invaluable in meeting like-minded people and finding places to fly fish. I had also enjoyed my time teaching casting at club events which lead to my becoming certified as a Casting Instructor with FFF (later to become Fly Fishers International.)

I knew a couple of fly fishers from when we had lived in NSW before and I got to know a few others who were interested in forming a club. Ray Wooster and Stephen Worley were a couple of the people who helped me get the idea off the ground with an ad in the local paper in late 2015.



FOR ANGLERS: Moves are being made to form a Coffs Coast Fly Fishing Club.

PHOTO: SAM ORACKINELL

Anglers lured to join in new fishing experience

THERE'S a growing interest among the fly fishers on the Coffs Coast and Hinterland to form a fly fishing club. With access to some of the best bass, trout and saltwater fishing in the state, Coffs Harbour is ideally located to host a new club dedicated to chasing fish on the fly. Although the club would be based in Coffs, it would

encompass the coastal regions of the Mid North Coast to the mountains of New England. Membership of the club would be open to anyone who wanted to use a fly rod to catch fish. Male, female, young and old are welcome to join. The club would be established to provide a meet-

ing place to share ideas and learn about fly fishing, casting, and fly tying. Catch and release would be encouraged and non-competitive outings would be arranged to both fresh and saltwater locations. If you are interested in learning more about fly fishing or joining a group of like-minded fly fishers you

can find out more by searching for Coffs Coast Fly Fishing Club on Facebook or Google communities. You can visit Fishing Tackle Australia or Jotzy Boating for more information. An informal meeting is planned for November to see if there is enough interest to form a club. Watch this space.

The next step was an informal public meeting to gauge interest. Garry Hambly came on board at this stage and we were able to provide casting instruction from two certified instructors at this gathering.

Monday meeting to form fly fishing club

THE TROUT season is open and there are fish ready to be caught if you know where and how. The best way to find out is to join a group, so Coffs Coast Fly Fishing Club is being formed to provide a place for people to share and learn. Allan Ekert is a driving force behind the club and said considerable interest had been shown through the Facebook page and now it was time to see if numbers were there. "Although the club will be based in Coffs Harbour it will cater for people from the coast to the mountains," Ekert said. "Anyone who fishes with a fly rod in salt or freshwater is welcome to join," he said. The meeting will be held this Monday at the Lower Park Beach Reserve (near the Coffs Harbour Surf Life Saving Club) at 5.30pm. There will be time for

informal discussions while enjoying a free sausage sizzle, tea and coffee. A few fly rods will be around for people to have a cast and talk tackle. Two certified casting instructors with the International Federation of Fly Fishers will offer advice. "For those wanting to broaden their fly-casting skills, there will be some switch and spy rods rigged up for anybody ready to try doubled handed casting," Ekert said. "If you are already into fly fishing or would like to learn what it's all about, come along and help form the club," he said. "Whether you chase flathead, bream, tuna, bass or trout on the fly there will be a something in it for you." To find out more visit Coffs Coast Fly Fishing Club on Facebook or at the website www.coffscastflyfishing.weebly.com.




TASTY PASTIME: Fly fishing can put a great trout like this one on the dinner table. PHOTO: CONTRIBUTED

A date was set for the first meeting to be held at the Boambee East Community Hall and advertised in the local paper.

Date set for first fly fishing club meeting

SUMMERTIME is busy time. There is no better way to spend a summer day than on a local creek, catching and releasing a bream. Just when bass are in fly fishing you might like to know there's a new club in the area. Coffs Harbour Fly Fishing Club organisers Allan Ekert said. "The club is being established to cater for anyone involved, or wanting to get involved, in a great fishing sport that may be regarded as salt or fresh water."

The club will be holding its first meeting on Monday, February 15, at Boambee East Community Centre. The meeting starts at 5.30pm, but for those wanting to meet with their casting, a qualified instructor will be available from 5pm. You may bring your own rod or club will be provided. You will find lots more information, including detailed agendas for the meeting, maps of the venue and contact details.



NICE CATCH: Jay shows the first Australian bass he took as a fly fisher. PHOTO: CONTRIBUTED

The first meeting was held in February 2016. The following people attended:

Present:

Mark Kallman, Tom Trefez, Wal Tyson, Rebecca Filet, Bill Herd, Ken Joyce, Don Cummings, Ollie George, Lachlan Knight, Garry Hambly, John Coleing, Dayne Taylor, Dale Johnson, Chris Wynne, Don McLeod, Eduardo Gutierrez, Alan Smith, Sam Biddle, Jim Wray, Mick Cannon, Cassandra Fullagar, Joel Sorenson, Brian Bevan, John Tobler, David Lindsay, Kevin Cosgrove, Walter Krainik, Barry Cougle, Allan Ekert

Apologies:

Doug Urquhart, Ray Wooster, Ray Phipps, Dawn Hopkins, Ron Hopkins (Hastings Fly Fishing Club), Tony Inness, Jake Latham, John Heather

Visitors:

Wal Tyson, longtime president of the Urunga Anglers Club and Dayne Taylor.



We started with 25 members and \$91 to open a bank account. Kevin Cosgrove was our inaugural President with Walter Krainik as Treasurer, Cassandra Fullagar as Assistant Secretary and myself as Secretary.

The first newsletter was published in February 2016 and was a whole 3 pages long!




A lot has happened in the eight years the club has been in operation. Our mission was to be **A Place to Share, Learn and Have Fun**. I believe we have succeeded and the growth in our numbers and activities is proof of that. People have come and gone over the years but the club now has a membership of 65 and a calendar full of activities. Our casting program is the envy of many other clubs.

I wanted to be involved in the formation of this club because I believe in sharing, learning and having fun. I enjoy fly fishing and I wanted others to be able to participate too. I wanted a club that wasn't just about catching the biggest or most fish but one where everyone could be a winner.

I am not finished with the club, but I need to step back and let others put their stamp on what happens. For too long people looked at me for what to do. The club belongs to all the members and we now have in place a management structure and people to lead it in the next phase of its development.

At our last meeting I was honoured to be made a life member of the club. It was unexpected and, in my opinion, unwarranted. The club started because I wanted to find like-minded people to share my passion for fly fishing with. I have done what I have done to ensure that the club got off the ground and headed in the right direction. The life membership is much appreciated recognition that I was doing the right thing. Thanks to all the members who were involved in the award and the special presentations and fly lines which were beyond generous. I am truly grateful for the honour and will continue to support the club in any way I can.





TICKETS ON SALE NOW

10TH OCT 6.30PM

THE RISE FLY FISHING FILM FESTIVAL IS BACK FOR IT'S 15TH ANNUAL SEASON, NOW AN OFFICIAL PART OF THE WORLD FLY FISHING FILM TOUR (F3T)! THIS FILM TOUR BRINGS YOU A TOP NOTCH SELECTION OF SHORT FILMS THAT ARE SURE TO GET YOU FIRED UP FOR THE FLY FISHING SEASON.

THE 2023 TOUR FEATURES INTERNATIONAL LOCATIONS FROM PATAGONIA TO THE YOKANGA, AS WELL AS LOCAL FILMS FROM CAPE YORK, THE VICTORIAN HIGHLANDS AND TASMANIA. EXPERIENCE THE ACHIEVEMENT OF A PERMIT SLAM, FOLLOW ONE MAN'S JOURNEY FROM MEXICO TO THE WATERS OF WYOMING, EXPLORE THE BEST INTERNATIONAL WATERS AND COMPETE FOR THE LEGENDARY "BELT BUCKLE". JOIN US FOR A JOURNEY OF ADVENTURE, FRIENDSHIP AND THE BEST FLY FISHING ACTION.

THE FLY FISHING FILM TOUR IS THE ORIGINAL AND LARGEST FLY FISHING FILM EVENT OF ITS KIND IN THE WORLD AND IS NOW PARTNERED WITH LOCAL FLY FISHING FILM FESTIVAL RISE TO BRING YOU EVEN MORE FLY FISHING. COME FOR THE ACTION AND STAY FOR THE GIVEAWAYS AND CAMARADERIE THAT WILL FEED YOUR FISHING ADDICTION.

THE AUSTRALIAN & NEW ZEALAND FLY FISHING FILM TOUR 2023 / RISE IS PROUDLY SPONSORED BY YETI.

WWW.MAJESTICCINEMAS.COM.AU

Tickets \$20 adult and \$17 concession/child/ Majestic Movie Club Member (plus \$1.50 credit card fee) and can be purchased on the Majestic website ...

Sawtell, NSW - Classic Cinemas: Tue, Oct 10, 2023

(myeventscenter.com)

and also at the cinema if any left on the day of the screening.



FLY TYING *Sessions* 2023 - 2024

- Trout Flies - Saturday October 14 2-4pm
- Bass Flies - Saturday November 18th 2-4pm
- Surf Candies - Saturday January 13th 2-4pm

- Learn to tie flies
- Improve your fly tying skills
- Learn new fly patterns
- Meet other fly fishermen
- Share you skills with others

\$15*
PP

***ENTRY FEE WILL COVER ALL MATERIALS AND EQUIPMENT NEEDED TO TIE WITH
THERE ARE ONLY 6 SEATS PER SESSION - TO SECURE A SPOT PLEASE CONTACT JOHN
ON 6652 4611 - FLY@MOTACKLE.COM.AU OR DROP IN TO MOTACKLE & OUTDOORS**

Fishing Reports

Twelve members turned up for the **Battle of the Bread Fly** last month. The aim was to catch and release bream, mullet and anything else that would eat a bread fly. Everyone was given a supply of bread flies or they could use their own. It was meant to be a competition but everyone had such fun no one wanted to count points and find a champion. Fortunes were mixed but I think everyone caught fish ... some more than others.



Bill should have won the fashions on the water award.



Vaughn brought his kayaks, his camera and a friend from Japan.



Hero wasn't into fly fishing but found the flathead in the Bellinger River liked his lures.



We were light on for boats but not for willing helpers when it came time to finish.



The second best boat on the outing 😊




Another mullet that Bill caught on the day.



... some big enough to put a decent bend in the fly rod.



Greg caught his share of bream and mullet



Even the captain of the 10th best boat in the club managed to catch some!



A great day was had by all, and no one went hungry ... even the bream and mullet which were all released for another day.

The **Tuesday Casters** went to **Urunga** last month to do battle with the wind and the local bream and flathead. The wind won, so a long morning tea and an early lunch proved a more enjoyable way to end the day. Before the wind started blowing dogs off their chains, a few fish were caught.



Glenn and Mick would have to be two of the “fishiest” members of the club. If anyone can find a flathead, they can.





Remember, any member is welcome to join the Tuesday Casters on one of their fishing days. Just check the newsletter for which day and where we will be fishing.

The **Gathering@Gumma** is becoming a regular event and always enjoyed by those who attend. Thanks to Pip's planning, preparation and efforts, everything is on hand for members to have a great time. Others pitch in to give Pip a hand, but without his leadership the weekend wouldn't happen.





© Vaughn 2023



© Vaughn 2023



© Vaughn 2023



© Vaughn 2023



© Vaughn 2023



© Vaughn 2023



The pictures tell the story of a great weekend. If you want to see more photos from Vaughn of this and other outings go to:

https://www.flickr.com/photos/coffs_fly_fishers/



Do you want a tip?

In 1992, the US was experiencing an economic recession and the incumbent president, George HW Bush, was in trouble. James Carville, an advisor to Bill Clinton, suggested campaign staffers focus on the importance of the economy. He used the phrase "It's the economy stupid." This tip became a mantra for Bill Clinton's presidential campaign which he won in November that year.


I don't know much about politics but I do know a little about fly casting, and this month I'm here to tell you that you if you are having trouble with your casting, "it's the rod tip, stupid." Hopefully, I am not going to be as blunt as Carville, but if I can give you a tip it's that the fly line goes where the rod tip goes and if you don't understand that you will have great difficulty with your casting.

You may have noticed in my recent articles photos from our club casting group taken by Vaughn Hagelstein. Vaughn is a new member of the club and an excellent photographer. His photos manage to capture what the fly line is doing in the air with great clarity. Once we all got over the shock of seeing what our casts really looked like, we realized that we could learn a lot from studying these images. The photos made it very clear what our loops looked like and the results were not always what we had planned. As I looked at these photos, I was reminded that "it's the rod tip, stupid."



Through the wizardry of Vaughn's camera, you can see the path the rod tip followed in this demonstration of constant tension or oval casting. When the heavy fly caused the rod tip to bend and rebound suddenly, the line followed creating the jagged bumps shown in the photo. Memo to self ... I need to move the rod smoothly with constant tension if I want the rod tip to track straight and avoid the kinks in the fly line. "It's the rod tip, stupid"

Last month I wrote about casting knots and how they were caused by throwing tailing loops. There is some confusion about the definition of a tailing loop but most instructors, and the Federation of Fly Fishers, define a tailing loop as the fly line crossing over itself and back again. A single crossed line is not a tailing loop. This is a tailing loop.



A tailing loop is formed when the rod tip dips down and then rises back up again during the casting stroke. Dipping down isn't the issue, it's the rebound that causes the problem and the casting knot. Seeing the rod dip is not easy as it only needs a small variation for the fly line to magnify what happened as it goes on its way. You might not be able to see the rod tip go up and down but you will certainly see the results in the fly line. If the line crosses itself twice it is a tailing loop. If it only crosses once it is not a tailing loop but simply a crossed line or underslung loop. Whether it is a tailing loop or not, the shape of the loop is formed by the line going where the rod tip goes. "It's the rod tip, stupid." This is not a tailing loop.



There are many reasons why the rod tip rises and falls causing a tailing loop. If you are a beginner, you're probably not throwing tailing loops and have enough to think about without going into all this detail. If you are an intermediate caster, you have probably experienced tailing loops need to understand the cause and what to do about it. The most common causes involve:

- Shocking the rod with abrupt power application
- Too narrow a casting arc for the amount of line being cast
- Breaking the 180 degree rule (high back cast and high forward cast)
- Creep (beginning the forward stroke too early)
- Hauling too soon, too late or too long.
- ... and there are probably more.

If you want the Readers Digest version, tailing loops are caused by the concave path of the rod tip brought about by problems with power application. To fix your tailing loop, be smooth, back off the power and make a longer stroke.

The critical part the rod tip plays in casting has long been recognized as one of the fundamental principles in learning to fly cast. Over the years a number of people have attempted to distill the action of fly casting into its essential elements. However, it was left to a father and son partnership by Jay and Bill Gammel in the 1990's to put forward five essentials which have stood the test of time and now form the basis of how we teach.

Bill and Jay studied and watched great casters in an attempt to discover the essential elements of fly casting. The biggest difficulty they experienced was deciding what was the essential substance and what was just style. No two people cast in exactly the same way. How the rod is gripped, how the feet are placed, the angle of the rod, the position of the elbow, and the use of the wrist can all be different and still produce a good cast. Each person develops their own style. Within that style, however, there are certain fundamentals that are common to all good casters. Distilling these elements to just five is what has made Bill and Jay Gammel famous and their method of teaching so well received. These five essentials are still the cornerstone of good teaching today, although 30 years later Bill would probably add a couple more if he were to re-write them.

Of the five (plus two) essentials of a good cast, there is one that stands above the others. The third essential in Bill and Jay's original five states: *"In order to form the most efficient, least air resistant loops, and to direct the energy of a fly cast toward a specific target, the caster must move the rod tip in a straight line."* This is probably the most important element of a good cast and the holy grail of all fly casters. A straight-line path of the rod tip will produce the tightest and most effective loops. "It's the rod tip, stupid."



It is a difficult concept to get your mind around as the rod tip cannot follow a straight path for the whole stroke. The rod starts low, finishes low and bends in the middle. The straight-line path occurs during that part of the stroke when the line is being accelerated by the rod tip. The secret to achieving a straight-line path of the rod tip lies in the other four essentials. To find out more about the five essentials you should watch the videos by [Bill Gammel](#) and [Carl McNeil](#) on YouTube.

The late, great Lefty Kreh was also aware of this when he put forward his four principles of fly casting. The third of those principles states: "*The line follows in the direction the rod tip speeds up and stops. Most casts call for the rod tip to follow a straight-line path.*" It couldn't be clearer that the line goes where the rod tip goes. Lefty's principles are not as widely accepted as the 5 essentials of the Gammels, but there is no doubt they are true for his style of casting. I can imagine that Lefty used the phrase "It's the rod tip, stupid" in his teaching to highlight the fact that the line goes where the rod tip goes.



The camera never lies and the line always goes where the rod tip goes. If you can control what the rod tip is doing you can control your cast and make the loop you want to make. You might not win an election with a tip such as this, but if you want to win a casting competition ... "It's the rod tip, stupid."

The Essentials of Fly Casting, Bill and Jay Gammel. Copyright 1993 by the Federation of Flyfishers. Published by the Federation of Flyfishers.

To find out more about Bill and Jay Gammel's 5 Essentials of Fly Casting you can watch this video:
https://youtu.be/Pkb9mcCaQkg?list=PLsAamPhXiLq_o9rCKA-SIqaZf-RX52iQI

To find out more about Lefty Kreh's 4 Principles of Fly Casting you can watch this video:
<https://youtu.be/tSUz8HdJSIM?t=32>

Thanks to another father and son partnership in Vaughn and Brett Hagelstein for producing the photos for this article.

Fly Tying

The theme for last month's fly tying was foam. Everyone brought along some foam, feathers and hooks and had fun with their own creations. We also had the opportunity to tie a simple foam hopper pattern that Steve Rampant had chosen. Steve guided us through the steps to tie this simple but effective foam fly. Unfortunately, the step-by-step instructions didn't get printed in the last newsletter so they are included this month for those who would like a copy. This month's theme is carp flies and although Steve's Simple Foam Hopper is primarily used for trout or bass, it could easily double as a carp fly. Here are Steve's notes and step by step instructions.

SIMPLE FOAM HOPPER

By Steve Rampant

This month the theme is a foam fly, and with the start of Spring we are starting to think about hunting trout or bass in our local waters. This is likely to be a challenge with our driest winter and lack of water in rivers and creeks. While looking on YouTube I came across a number of hopper patterns for trout and tied one based on foam and deer hair. I showed Brian at our last tying night and he thought that it would also pass as a cicada and thus suitable for bass, too. I like the idea of keeping it simple, and this fly is, requiring a few materials and is quick to put together.

Materials

Thread – I use olive, but green, brown or tan, or that matching your foam (better- matching that of your local grasshopper)

Hook – I use a dry fly (Mustad Aberdeen 326) size 6, although #6-#10 (better- matching that of your local grasshopper)

Foam – I am using a kid's croc I found on the beach, in matching colour. Experiment – but I think around 4mm thick looks good. And another piece (10 mm x 3 mm) in hot pink, orange, yellow – An Indicator so you can see it easier.

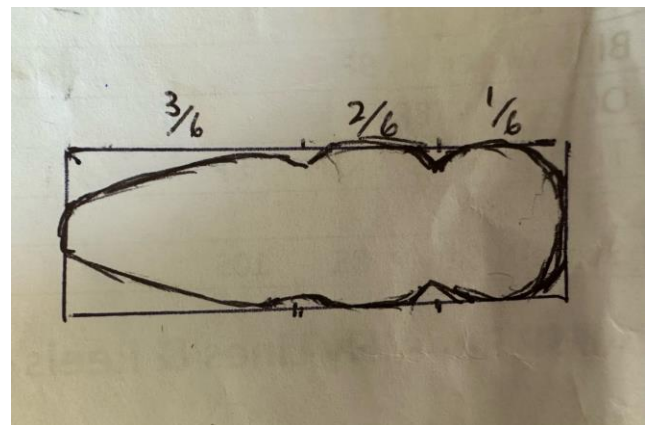
Rubber legs – I am using Barred & Speckled Crazy Legs (Olive – colour to match)

Deer hair – matching colour.

You will also need Superglue.

STEPS

1. Cut foam into a "Beaver", or use a hopper punch



2. Hook in vice and lay heavy thread base, couple times and apply super glue



3. Tie in foam at half way point, 2-3 turns, then to head, 2-3 turns, back to mid-point.



4. Take a pair of rubber legs and tie simple overhand knots at each end about 1-2 cm from ends



5. Tie in rear legs, trim off lower backs.



6. Tie in middle legs

6. Put a bunch of deer hair (about thirty fibres, thin pencil thickness) in stacker to align tips

7. Tie in deer hair at the head, trim butts and add super glue (at the legs too).

8. Tie in bright foam at head.



Whip finish, and trim legs and foam indicator.



Steve

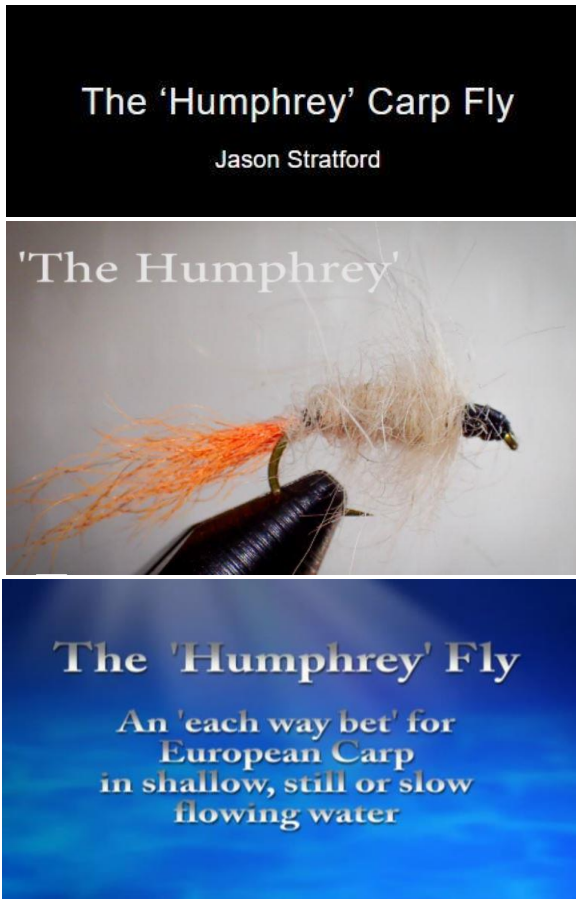
Humphrey Fly

This month's guest fly tyer will be Bill Anderson. Bill we be tying the Humphrey Fly made famous by Jason Stratford. Jason ties flies for just about every species that swims and if you frequent our Facebook Group you will have seen many examples of this. From tiny flies for trout to huge sailfish flies Jason has produced them all.

With the Keepit Carp Caper coming up, Bill has chosen to show us how to tie some variations of the Humphrey Carp Fly. The original "Humphrey" is named after Jason's Jack Russell Terrier who donated the hair for the dubbing.

If you want to find out about the original, you can watch the video which can be found at: <https://vimeo.com/194213054>

The tying instructions that follow should be self-explanatory and will be basis on which Bill will be tying his variations.



The Humphrey can be fished as a dry or wet. The carp usually take it on the drop but if they feeding on the surace you can "gink" it up and make it float.

HOOK?
Size 8, 10 or 12
Strong model in nymph
or
wide gape style of your choice

There are many hook brands to choose from including cheap Chinese models. It is important that the hook is strong and has a wide gape. Size depends on the size of the fish.

THREAD?
Uni 6/0 - Black
Can vary colour to make
'head' of fly / hotspot

A hotspot of fluorescent orange often works when the water is a little murky.

TAIL?
Dyed calf tail or
a similar synthetic fibre

Bucktail or any of the synthetic material such as Slinky Fibre or Polar Fibre will do if you don't have calf tail.

DUBBING?

Hair from a wire coat Jack Russell Terrier!

You don't have to use the hair from a dog as any spiky dubbing material will do. Try possum, hares ear or squirrel.

OPTIONS TO 'PIMP YOUR FLY'

Add a palmered hackle collar; OR

Extend tail material forward
past eye of hook and after
applying dubbing body, fold
back excess tail materials
to form wings or full collar

No two fly tyers ever tie their flies the same way and no carp can tell the difference. Don't be afraid to experiment with materials and colours. The good thing about carp is that there are usually plenty of them to test your creation on.

Colour can play an important part if the water is clear or if the carp are feeding on something specific like white moths. When the water is muddy, as it often is, you can be less precise.



You should never go to Keepit without a good supply of Humphrey flies or something very similar. They are quick and easy to tie and very effective.

Trevally

At this time of the year Trevally begin to appear in our local estuaries. They are great to target on fly. These are some of the common species we catch in our local waters:

Juvenile Giant Trevally (GT)



Tea Leaf or Brassy Trevally



Big Eye Trevally



CLUB SHOP



Short sleeve dress shirt with logo. Currently taking orders. \$45 each. \$10 postage.



The original fishing shirts made by Big Fish in Darwin. None available. We need a minimum order of 35 to get new stock. The cost would be about \$80 each.



A few Club caps in stock ... \$15 each. Can order more if needed.



A few Club Hats in stock ... \$20 each. Can order more if needed.



Boat stickers in stock ... \$10 each. When they're gone no more will be printed.



Club Patches. None in stock but more can be ordered or better still take your garments to Nambucca T-shirts and have the logo directly embroidered for \$10.

To order from the Shop contact the Treasurer or the Secretary



HALL OF FAME

FISHING

FOUNDATION FLY MASTER

Ray Phipps
Michael Ferris
Greg Artlett
Jim Hyatt
Brian Mighell
Garry Bennett
Anthony Heiser
Rod Ryan

BRONZE FLY MASTER

Greg Artlett
Jim Hyatt
Brian Mighell
Garry Bennett
Anthony Heiser
Doug Urquhart
Ray Phipps

CASTING

FOUNDATION LEVEL

Bill Anderson	Phill Stever
Greg Artlett	Garry Germon
Garry Bennett	Kallum Jones
Mick Cannon	Vaughn Hagelstein
Michael Ferris	Andrew Cummins
Ken Holley	Chris Russell
David Lindsay	
Brian Mighell	
Stephen Mitchell	
Murray Robinson	
Nigel Smith	
Doug Urquhart	
Jim Wray	
Ray Phipps	
David Small	
Steve Rampant	
Mark Flook	

BRONZE LEVEL

Greg Artlett	Glenn Colquhoun
Bill Herd	David Lindsay
John Starr	
Greg Baxter	
Ray Phipps	
Doug Urquhart	
Jim Wray	
Mark Flook	
Garry Bennett	
Bill Anderson	
Michael Ferris	
Murray Robinson	



HALL OF FAME

FISHING

SILVER FLY MASTER

Tom Clancy
Jim Wray
Glenn Colquhoun
Brian Mighell
Allan Ekert
John Starr
David Lindsay (2)
Doug Urquhart
Murray Robinson
Bill Anderson
Garry Bennett
Paul Bennett

GOLD FLY MASTER

David Lindsay
Tom Clancy
Glenn Colquhoun
Brian Mighell
Allan Ekert

CASTING

SILVER LEVEL

GOLD LEVEL

Allan Ekert

FLY TYING COMPETITION WINNERS 2023

February:	Bass Fly	Glenn Colquhoun
March:	Estuary Fly	Steve Rampant
April:	Trout Fly Dry	Doug Urquhart
May:	Trout Fly Wet	Bill Anderson
June:	Shrimp	Pip Bevan
July:	Salmon or Bread Fly	Jason Stratford
August:	Clouser	Allan Ekert
September:	Foam Fly	Doug Urquhart, Bill Anderson
October:	Carp Fly	
November:	Anything Goes Fly	

Our Supporters

These people have all helped our club in one way or another. When you are looking for products and services make sure you consider them first



Membership Fees

Membership Fees are as follows:

Adult membership \$30

Family membership \$40

Concession membership \$20

Junior membership free

Distant membership \$10

The membership year runs from 1st July to 30th June.

Membership fees will be halved if joining after December

Family membership is available for a group of two or more persons related by birth, marriage, de facto relationship or adoption who live together.

Concession membership is available to pension card holders (including disability support and aged), Centrelink and Veterans Affairs cardholders

Distant membership is available to anyone living more than 80km from Coffs Harbour.

Junior membership is available to anyone attending primary or secondary school.

Fees can be paid:

1. **In cash** or by **cheque** at the next meeting or fly tying night. (cheques made payable to Coffs Coast Fly Fishing Club Inc.

2. **By cheque** posted to:

The Secretary
Coffs Coast Fly Fishing Club
PO Box 4068
Coffs Harbour Jetty 2450



3. **Direct deposit:** Bananacoast Community Credit Union



BSB 533 000

Account Number: 02051766

Name: Coffs Coast Fly Fishing Club Inc

Reference: Your surname

When depositing, make sure you include your surname in the Reference section. e.g. **Ekert Membership.**

Club Contact Address

Our official email address is

coffscoastflyfishers@gmail.com

Our mailing address is:

The Secretary

Coffs Coast Fly Fishing Club

PO Box 4068

Coffs Harbour Jetty 2450

Electronic Contacts

We have a Coffs Coast Fly Fishing Club website which can be found at:

<http://coffscoastflyfishing.weebly.com/>.

If you find problems with the website such as broken links please email the Secretary so they can be rectified.

Our Facebook Page can be found at:

<https://www.facebook.com/coffscoastflyfishing/>

We have a **Facebook Group**. If you are on FB all you need to do is search for Coffs Coast Fly Fishers and ask to join the Group

Coffs Coast Fly Fishing Club Inc.
Membership Form

I apply for Membership or Renewal in the following membership category (*tick appropriate box*):

Adult \$30 Family \$40 Concession \$20 Junior - Free Distant \$10

Please fill all information below:

Name: _____ DOB: _____
Address: _____ Town: _____
Postcode: _____ Home Phone: _____ Mobile: _____
Email: _____
Emergency Contact: _____ Phone: _____

For Family Membership please complete the details below:

Name: _____ DOB: _____ Relationship: _____
Name: _____ DOB: _____ Relationship: _____

By signing below, you agree to abide by the Constitution, rules and safety regulations of the Club.

Signature of Applicant: _____ Date: _____

Signature of Legal Guardian if for Junior member: _____ Date: _____

The club uses photographs taken by members or of members in the newsletter, promotional materials, on the website and on our Facebook Page. If you do not want your photograph to be used, tick here.

Phone numbers and email addresses are shared by club members to co-ordinate club outings and for safety purposes. If you do not want your details shared, tick here.

This signed Membership form must be given or sent by email or post to the Club together with payment of annual Club fees. Payment can be made by cash, cheque, or direct deposit.

Post signed form and cheque to:

The Secretary
Coffs Coast Fly Fishing Club
PO Box 4068
Coffs Harbour Jetty
NSW 2450



Bananacoast Community Credit Union
Ltd and Police & Nurses Limited

Direct Deposit:

BSB: 533 000
Account No: 02051766
Coffs Coast Fly Fishing Club Inc
Reference: **Your surname**

Notes

Club Membership Definitions:

Concession membership is available to; Pension Cardholders (including Disability support and Aged), Centrelink and Veterans Affairs Cardholders.

A family is a group of two or more persons related by birth, marriage, de facto relationship or adoption who live together.

Junior membership is available to anyone attending primary or secondary school.

Distant membership is available to anyone living more than 80km from Coffs Harbour. Distant Members are entitled to all the benefits of club membership and are covered by public risk insurance.

Fees:

Our preferred method of payment is Direct Deposit. When making a **Direct Deposit** please ensure you include in the Reference: your **Surname** so the payment can be identified by the Club Treasurer and a receipt issued.

Fees can be paid in **Cash** or by **Cheque** at a meeting or club outing.
Cheques to be made payable to **Coffs Coast Fly Fishing Club Inc.**

Completed Membership Forms:

Can be scanned and emailed to the Secretary at coffscoastflyfishers@gmail.com

Can be hand-written and handed to the Secretary at a meeting or event.

Can be posted to the Secretary at the above address.

All information supplied will be held in Club records and will only be available to financial Club members, if approved by the applicant as indicated on their Membership Form.