

The Flyer



Official Newsletter Of The



September 2023

The Flyer

The Official Newsletter of the
Coffs Coast Fly Fishing Club
September 2023

Contents

Club Executive	Page 3
Club Committee	Page 4
President's Report	Page 5
From the Secretary	Page 7
September Meeting	Page 8
Fly Tying	Page 8
Tuesday Casting Group	Page 9
South Pacific Fly Rod Day	Page 9
September Outings	Page 10
Fly Master Awards	Page 11
Committee Decisions	Page 12
New Mulloway Regulations	Page 12
Club Calendar	Page 13
Battle of the Bread Fly	Page 14
Cast Day Poster	Page 15
Gathering@Gumma	Page 16
Rise Fly Fishing Film Festival	Page 17
Grafton Fisheries Centre ... Anthony Hesiser	Page 18
Dunmore ... Garry & Paul Bennett	Page 22
Swansea Salmon ... The Editor	Page 24
Casting Around ... What's In a Name?	Page 29
September Fly Tying ... Foam Flies	Page 35
Club Shop	Page 37
Hall of Fame	Page 38
Our Supporters	Page 40
Membership Details	Page 41
Membership Form	Page 42

Front Cover: Ray used his bamboo fly rod to land this magnificent rainbow trout at Dunmore Trout Waters.

From the Editor

Another month, another newsletter! I hope you find it informative and interesting. The newsletter is your primary source of information about what the club is doing. I hope it also sparks your interest in what others have been up to and motivates you to be more involved.

This month we have a couple of great outings and the usual meeting, casting and fly tying activities. Attendance at all our events is as at an all-time high. If you want to be involved you need to register, and register early.

The new Executive and Committee are working hard to fill the calendar with events and activities to help you make the most of your membership. It's up to you to take advantage of what the club has to offer and get involved.

Editor

Club Executive 2023-24



President
Glenn Colquhoun
0409151270



Secretary
Anthony Heiser
0402560880



Vice President
Greg Artlett
0427689400



Treasurer and Public Officer
David Small



Minute Secretary
Ray Phipps
0412525338

Club Committee 2023-24



Newsletter Editor and Committee
Allan Ekert
0427457725




Committee
Doug Urquhart
0458696138



Committee
Murray Robinson
0425277026



Committee
Jim Wray
0419607770



Committee
Mike Ferris
0428636858



Committee
Tom Trefz
0423676624



Committee
Brian Bevan
0409469562



Committee
Brian Mighell
0438586235



President's Report September 2023

Another AGM over & dusted. A big thankyou to Doug for his guidance as President for the past 4 years, hopefully I can achieve the standard Doug has set over his time as president. Thankyou also to Vice President Greg Artlett who took over the reins while Doug was away. Well done Greg. The biggest thankyou has to go to Allan Ekert for all the hard work he puts into the club. Hopefully he can step back a little now we have a secretary & enjoy a little bit more spare time. Mind you, Allan still has a pretty full plate with tutoring on casting days & putting together our brilliant Newsletter.

A very warm welcome to our new committee members & thankyou to the committee members that are backing up for another year. Our new Secretary is Anthony Heiser. I think Anthony & I will need to do some quick learning to keep up what Allan & Doug have achieved. You can see your new Club Executive for 2023-24 in the Newsletter.

Our Tuesday Casting Days have an amazing attendance with 16 - 22 members every week. To me being a newbie to Tuesdays (now retired), I am really enjoying the tuition that we get from Allan Ekert & Garry Hambly. We are so lucky to have two world class instructors in the club.

On Tuesday the 8th we had Allan & Jim set up a 9-hole casting golf course with dog-legs, trees, hoops and balloons to contend with, as well as casting with your offhand. On one hole we had to roll cast through a hoop & even casting at a moving model car (Dodgem Car), with 17 members negotiating the course. Allan tied some Golf Ball flies so everyone was on even terms. A good day's fun & plenty of practice at those difficult casts you sometimes need to apply to get to a fish. Thankyou to Jim & Allan.

..... continued next page

Our latest club outing to Dunmore Trout Waters was again a great success ... good company & lots of fishy tales told at the dinner table. The food was great & many thanks to David Small & Ray Phipps for the effort they put in purchasing & organising the food for the weekend. The fishing was good with fish caught in 4 different dams on a wide variety of flies & techniques. For those members who haven't yet been to Dunmore I would suggest you get your names down early when this event comes up again next year. Dunmore is a great place to learn. Plenty of casting & the opportunity to do lots of experimenting with flies & rigs, plus the advice & help from the other members attending.

Attendance at our meetings is strong. So too are numbers attending outings on our Home Waters as well as organised events away with most of the away events having extra members on standby (most important to get your name on the Outings Sheets early so you don't miss out).

Fly Tying has also got great attendance with up to 14 keen club members every month. On fly tying, Pip has been doing a great job co-ordinating our monthly competition. I would like to see more entries from our newer tiers, as like casting, the

best way to improve is practice. When you enter a fly in the competition you also receive a free ticket in the monthly raffle for a reward for your effort.

Participation in our newest club event, the Fly Master Awards, is gaining momentum. There are plenty of categories to challenge us to target specific species & a big thankyou to Jim Wray for looking after these Awards. If you are in doubt about what qualifies just ask Jimmy.

Our sincere thanks to our great supporters of the club in Garry Hambly from A1 Flyfishing, (you can check out all Garry's goodies at Alflyfishing.com.au & John Everett who is in charge of the fly fishing section at MoTackle Coffs Harbour.

One of the hardest upcoming jobs for Committee is finding suitable guest speakers & topics for discussion at our monthly meetings. We would appreciate any ideas on these matters to be brought up during General Business at the meetings.

Glenn

From the Secretary



Welcome to the first day of Spring. The weather is finally warming up and it's nice now that I am no longer driving in the dark during my commute from Grafton to Coffs Harbour every morning.

If you did not receive a copy of this newsletter in your in box, let me know. I may not have updated our mailing list if you joined the Club or renewed your membership recently. Alternatively, I may need to send you a membership form so you can renew your membership. If you suspect it's the latter, don't forget, our membership form can also be found at the back of the newsletter.

The new committee met on 21 August 2023 and reviewed the 2023 calendar to plan the remainder of the year. As a result, we put some suggestions to the members at the general meeting, resulting in a few updates to the calendar.

The members also voted to continue meeting at the North Beach Recreation and Bowling Club in Mylestom.

Updates and other news on events scheduled for the remainder of 2023 can be found in this newsletter.

Finally, don't forget to share your fly fishing photos on our Facebook page.

Anthony Heiser

September Meeting



Our September meeting will be on Monday 18th commencing at 6.00pm at the North Beach Recreation and Bowling Club at Mylestom.

This is a regular club meeting night but the only business will be buying, selling and swapping. Bring your unwanted fly and general fishing gear to sell or swap. Bring you money (cash only) to find a bargain. Come for a chat. Come for a meal. Make sure you are there.

The monthly fly tying competition will still be held and there will be an auction or raffle of leftover goods at the end of the evening. For more information phone Anthony on 0402560880

Fly Tying

The winning fly in the August fly tying competition was a clouser tied by Allan. Tied with faux bucktail, the slim profile pointed to it being called the Anorexic Clouser.



We had fifteen members at our fly tying night last month. John Everett did a great job helping us learn more about tying clouser minnows. It may look like a simple fly to tie, and John makes it look easy, but there many things you have to consider if you want to make the most effective flies.



Our next fly tying night will be on Monday 25th September at 6.00pm at the North Beach Recreation and Bowling Club in the Osprey room. Anyone who is interested in learning about tying flies will be most welcome.

This month we will be tying a foam fly. You can tie any fly you like as long as it involves foam in its construction. You will need to bring your own materials although there will be some hooks and foam for those who don't have any. You still need to register as there is a limit to the number of people we can fit in the Osprey room. There is no cost this month.

Tuesday Casting Group

Last month we had a special visitor to our casting group all the way from Japan. Yuki Morimoto was staying with Vaughn and came down to have a try at fly casting for the first time.



Thanks to Vaughn's excellent teaching, Yuki was throwing tight loops in no time at all, putting many of us to shame.



The casting program for the month of September is as follows:

- South Pacific Fly Rods Day Tuesday 5th
- Casting at Mylestom on Tuesday 12th
- Fishing at Urunga on Tuesday 19th
- Casting at Mylestom on Tuesday 26th

For more information on the Tuesday Casting Group, you can contact Allan on 0427457725.

South Pacific Fly Rods Day



Our first casting day for September on Tuesday 5th will be all about South Pacific Fly Rods, reels and lines. Garry Hambly, owner & founder of South Pacific Fly Rods Australia, will be featuring and talking about his extensive fly fishing product range. He will have a number of rods, reels and lines for people to try and buy at discounted prices, and will be able to answer all your questions. If you are after a particular rod, reel or line, you might want to get in contact with Garry by phone 0412 271 365 or 02 6654 8777 or by email at A1flyfishing@smartchat.net.au so that he's sure to bring along any particular gear you are interested in viewing, or testing.

Our club does not have sponsors nor do we endorse any particular brand over another. However, we do have a number of supporters and we encourage our members to do business with those companies that are local and help our club. When you buy rods, reels and lines from South Pacific you know you can talk to the owner, and warranty and parts are handled just up the road at Woolgoolga.

Take a look at the extensive range that Garry has on the South Pacific website and make sure you attend our regular Tuesday casting morning on September 5th from 10.00am at Mylestom Oval. All members and visitors are welcome, and Garry's including giveaways on the day, even an SP fly line of your choice to the attendee that has travelled the furthest to attend. So, make the trip, and join us on the day!



September Outings

There are two outings planned for September and they are ones you won't want to miss.

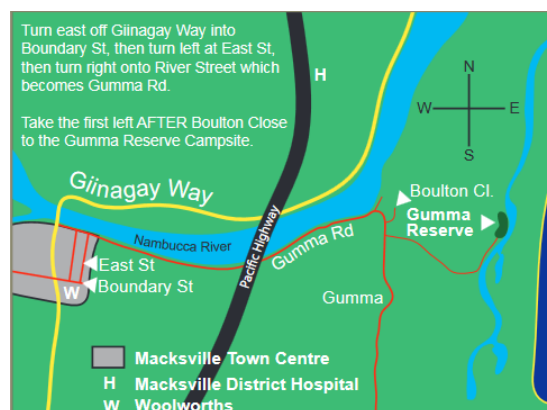


On Saturday 2nd September we will be holding the inaugural *Battle of the Bread Fly*. This is a fun competition taking over from the Mullet Mash. Your mission, if you choose to accept it, is to catch as many difference species as you can on a bread fly. The emphasis is on having fun and catching and releasing plenty of fish. The details are on page 14. If you haven't yet registered you need to do so as soon as possible so flies can be tied for you and food bought for the lunch. The cost is \$10 which includes 5 bread flies, a loaf of bread for burley and hot dogs for lunch. A special thanks to John Everett for helping tie the bread flies.

The second outing for September is the Gathering @ Gumma. It will be held from Thursday 7th to Sunday 10th at the Gumma Reserve via Macksville. Pip, aka Brian Bevan, will be there from Thursday to secure tent sites for those who wish to camp. You can attend for a day, the weekend or the whole four days.

Bring your own food and camping equipment if you intend to stay. The club will provide facilities for morning and afternoon tea each day from Friday and a sausage sizzle on Saturday night.

Bring your boat, canoe, kayak, SUP or fish from the bank. Come for the day or stay for a while. There is no cost for day visits. Camp sites are \$17 single or \$22 double per night. There are no bookings so get there early if you want to pick your camp site.



Please register for this event so we know who is coming. Contact Brian (Pip) on 0490469562 or Allan on 0427457725

If you intend camping you should read the latest information from the Nambucca Council.

<https://www.nambucca.nsw.gov.au/files/assets/public/development-amp-planning/gumma/gumma-camping-reserve.pdf>

Future Outings

We have two extended outings coming up over the next few months and you need to start planning if you want to attend. If you are interested, ask some questions, talk to the co-ordinators and place your name on the outings sheet so you can be kept up to date on progress. These trips are in various stages of planning but you will need to get your name on the list if you don't want to miss out.

1. Grafton Bass Weekend

Co-ordinator: Mike Ferris (0428636858)

Dates: Friday 20th to Sunday 22nd October

Accommodation: Staying at an Airbnb on the river at Grafton. Limit 6 people.

[Home in Waterview](#)

Cost: \$100 for weekend per person. Food extra.

Fishing: Boat or kayak based bass fishing on the Clarence River.

2. Lake Keepit

Co-ordinator: Tom Trefz (0423676624)

Dates: Tuesday 21st to Sunday 26th
November.

Note that the dates have been expanded and you can come and go as you please. You can stay for the whole six days or just during the week or the weekend.

Accommodation: Staying at Lake Keepit Holiday Park. Those attending will be responsible for making their own bookings but if you register in the outings book, we can coordinate and keep our group together.

[Lake Keepit Holiday Park](#)

Cost: Depends on level of accommodation. Self-catering with club BBQ last night. Cabins range from \$149-\$174 per night and can sleep 3 or 4. Unpowered camp site are \$27 per night.

Fishing: Walking the shores of Lake Keepit stalking carp on fly. A boat will help to get away from the crowds.



Fly Master Awards

After the initial flurry of members using past captures to gain Fly Master Awards, the number of certificates and badges being awarded has slowed. It looks like everyone is in the process of adding to their list of captures one by one.

To gain an award you can capture five different species one at a time over any length of time or you can try for the more difficult three species in a day. One of our members has done that this month with a rainbow trout, brown trout and redfin on the same day. Congratulations to Paul Bennett on achieving a Silver Fly Master Award. Jim will be presenting him with his certificate and badge in the near future.



Committee Decisions

A summary of decisions made at the August Committee meeting is listed below. Most business is conducted through the committee to leave meetings open for guest speakers and other activities. Any member can join the committee at the Annual General Meeting and all members are informed of decisions through the newsletter and are welcome to sit in on meetings. A copy of the minutes and the financial statement is available if you contact the Secretary.

- A financial statement from the Treasurer was presented. Our balance at 20th August was \$7741.30
- We will continue meeting at the North Beach Recreation and Bowling Club in Mylestom.
- The Keepit Carp Caper is now a week-long outing running from Tuesday 21st to Sunday 26th November 2023. You can stay for as many or as few days as you like.
- Next year, we will offer two outings to Dunmore Waters.
- Murray is looking to organise another outing somewhere north of the Tweed following the success of the Borumba Dam outing.
- We are hopeful Gary Hambly will be able to run the A1 Flats Fishing Workshop at Woolgoolga on 7th October 2023. However, this depends on favourable conditions at the lake and the absence of competing events such as last year's surf carnival. If we are unable to hold the workshop, we will hold a home waters outing on that day at Mylestom.

- The Fly Fishing Workshop at Ebor on 4th November 2023 has had to be postponed to a date to be set due to a clash of dates with DPI.

- Our President Glenn, has organised guest speakers for the October and November meetings, but we will need to line up guest speakers for next year. Please get in contact with the secretary if you have any suggestions (or wish to do someone in as a potential guest speaker).

Mulloway Regulations



Mulloway stocks in NSW are currently classified as 'depleted'. Despite a range of fishing arrangements being implemented, DPI Fisheries managers and scientists have not yet detected measurable improvement in the stock.

As a result, DPI Fisheries is implementing **new** interim management arrangements in all fisheries from **1 September 2023**.

Size limit: continuation of the 70 cm minimum legal length (all sectors)

Bag and boat limit for recreational fishers: continuation of the daily bag limit of one Mulloway per person and a **new** boat limit of two Mulloway per boat per day.

Club Calendar 2023

The 2023 Club Calendar is provided to give you an overview of what might happen and an opportunity to plan ahead. It will change throughout the year as needed. Check the monthly newsletter or website for latest details.

Month	Outings	Activities
JANUARY	No general meeting or outing this month Committee Meeting Mon 16th	Committee Meeting Mylestom Monday 16 th
FEBRUARY	Seniors Week Try Fly Fishing Mylestom Tue 7 th Lake Borumba Sun 12 th to Fri 17 th (Murray) Bass Outing at Taylors Arm Sat 25 th (Doug)	Club Meeting Monday 20 th Mylestom
MARCH	Learn Fly Fishing at Ebor Sat 4 th Group 1 Tuesday Casting Group Resumes 7 th March Bens Falls Retreat Fri 10 th to Sun 12 th (Allan) Learn Fly Fishing at Ebor Sat 18 th Group 2 Fly Tying Mylestom Monday 27 th	Club Meeting Monday 20 th Mylestom
APRIL	Home Waters Sat 1 st (Glenn) Stuarts Point Fri 28 th to Sun 30 th (Mike) Fly Tying Mylestom Monday 24 th	Club Meeting Monday 17 th Committee Meeting Major Raffle Drawn
MAY	Home Waters Saturday 13 th (Allan) Cast a Fly Rod Day Date & venue to be decided Fly Tying Mylestom Monday 29 th	Club Meeting Monday 15 th Mylestom
JUNE	Macksville Saturday 10 th June (Glenn) Lake St Clair Friday 16 th to Sunday 18 th Fly Tying Mylestom Mon 26 th	Club Meeting Monday 19 th Mylestom
JULY	Home Waters Sat 22 nd (Allan) Dunmore Waters Friday 28 th to Sunday 30 th Fly Tying Mylestom Mon 31 st	Annual General Meeting Monday 17 th Major Raffle Drawn
AUGUST	Swansea Salmon Classic Friday 18 th to Sunday 20 th Fly Tying Mylestom Mon 28 th	Club Meeting Monday 21 st Committee Meeting Mylestom
SEPTEMBER	Battle of the Bread Fly (Mullet Mash) Saturday 2 nd (Allan & Greg) Gathering @ Gumma Thur 7 th to Sun 10 th (Pip) Fly Tying Mylestom Mon 25 th	Club Meeting (Buy/Swap/Sell Meet) Monday 18 th Mylestom
OCTOBER	A1 Flats Fishing Workshop Woolgoolga Sat 7 th TBC Fly Fishing Film Festival Tues 10 th 6.30pm Sawtell Grafton Bass Weekend Fri 20 th to Sun 22 nd (Mike) Fly Tying Mylestom Mon 30 th	Club Meeting Monday 16 th Mylestom Major Raffle Drawn
NOVEMBER	Home Waters Saturday 11 th (Glenn) Keepit Carp Caper Tues 21 st to Sun 26 th (Tom) Fly Tying Mylestom Mon 27 th	Club Meeting Monday 20 th Committee Meeting Mylestom
DECEMBER	Home Waters Saturday 9 th (Anthony) Christmas Gathering BBQ Valla Tuesday 12 th	No Club Meeting Christmas Raffle Drawn



Battle of the Bread Fly 2023

Formerly known as The Mullet Mash, the inaugural **Battle of the Bread Fly** will be held on our home waters on the Bellinger River at Mylestom on:

Saturday September 2nd



Start from the Mylestom boat ramp at 7.30 am.
Finishing at 12 noon. Lunch 12.30pm. Presentation 1pm.

This will be a fun competition with anglers only able to use bread flies. All fish caught to be photographed on a brag mat or similar measuring device. Absolutely no fish, dead or alive, will be eligible. There are no prizes except for the glory of being crowned champion. The champion will be the person with the most points verified by photos on a brag board.

Point Score: 5 points for first fish in each different species
1 point for each additional fish of the same species

Cost \$10 per person. This includes:
5 bread flies, hot dogs for lunch, bread for burley.



Members are asked to team up in boats to take advantage of being able to fish anywhere in the Bellinger/Kalang Rivers. If you don't have a boat or kayak and can't find a ride let us know and we will ferry you to various land-based spots. Inexperienced fly fishers will be helped by members sharing their knowledge and skills.

There will be a briefing at 7.15am at the boat ramp at Mylestom where bread for burley will be distributed and information on where to fish will be supplied.

You MUST register for this event by Monday 21st August.

Contact: Allan on 0427457725 or Greg on 0427689400

Meet, Greet and ...

CAST DAY

with South Pacific Fly Rods Owner - **Garry Hambly**
FFI CCI Certified Fly Casting Instructor

View & Test all ...



- Fly Rods
- Fly Lines
- Fly Reels



FREE
Giveaways!
Including a
Free SP FLY LINE
to the furthest
travelled
attendee!

Meet Garry and talk directly with him about all things fly fishing

Next Tuesday
Sept 5th
10am - 12 noon
Mylestom Oval NSW

You're welcome to
bring along your fly rod
& cast any SP fly line

In conjunction with
Coffs Coast Fly Fishers





Gathering @ Gumma

7th - 10th September 2023

Calling all club members to gather at Gumma Reserve via Macksville to enjoy a day, weekend, or four days of fly fishing, casting and fly tying. Fish, cast, tie, learn and socialize with fellow club members.



Fish Warrell Creek and the Nambucca River from the bank, by boat or by kayak. Target species on fly such as bass, bream, flathead, whiting and trevally.

The club will provide facilities for morning and afternoon tea each day and a sausage sizzle on Saturday night. Bring your own food and camping equipment if you intend to stay. Come for the day or stay for a while. The reserve has toilets, cold showers, a boat ramp and picnic tables. There is no cost for day visits. Camp sites are \$17 single or \$22 double per night. There are no bookings so get there early if you want to pick your camp site. Club members will be on site from Thursday morning. For details of the Reserve see:

<https://www.nambucca.nsw.gov.au/files/assets/public/development-amp-planning/gumma/gumma-camping-reserve.pdf>

You will have opportunities to fish some of the best waterways in our district. Fish upstream for bass or downstream for all the estuary species. Local members will share their knowledge.

Come and join in this club outing to catch fish on fly, and share, learn and have fun. Bring your boat, canoe, kayak, SUP or fish from the bank.

You MUST register for this event.

contact: Brian (Pip) on 0490469562 or Allan on 0427457725



FLY FISHING FILM TOUR 2023
RISE FLY FISHING FILM FESTIVAL
THE WORLD'S BEST FLY FISHING FILM TOUR IS HERE!

MAJESTIC CINEMAS SAWTELL
6.30PM TUESDAY 10TH OCTOBER

The **RISE FLY FISHING FILM FESTIVAL** is back for its 15th annual season, now an official part of the world **FLY FISHING FILM TOUR (F3T)**! This film tour brings you a top-notch selection of short films that are sure to get you fired up for the fly fishing season.

The 2023 tour features international locations from Patagonia to the Yokanga, as well as local films from Cape York, the Victorian Highlands and Tasmania. Experience the achievement of a permit slam, follow one man's journey from Mexico to the waters of Wyoming, explore the best international waters and compete for the legendary "belt buckle". Join us for a journey of adventure, friendship and the best fly fishing action.

The Fly Fishing Film Tour is the original and largest fly fishing film event of its kind in the world and is now partnered with local fly fishing film festival RISE to bring you even more fly fishing.

Tickets \$20 adult and \$17 concession/child/ Majestic Movie Club Member and can be purchased on the Majestic website ... <https://www.majesticcinemas.com.au/> and also at the cinema if any left on the day of the screening.

Grafton Fisheries Centre reels in visitors at DPI Open Day

By Anthony Heiser



Leo from the Grafton Fisheries Centre giving an update on hydroacoustic surveys of Murray Cod at Copeton Dam.

I was fortunate to attend one of the guided tours of the Grafton Fisheries Centre at the Grafton Primary Industries Institute Open Day on 12 August 2023. The tours proved a hit with the public and offered a taste of the Centre’s operations, ranging from breeding and raising fish, fish surveys, and recreational fishing research.

The Grafton Fisheries Centre was established in the mid-1980s and is the only freshwater research centre that focuses on the conservation and enhancement of native fish from across northern NSW. The Centre works on threatened species like Eastern Freshwater Cod, Southern Purple Spotted Gudgeon, Oxleyan Pygmy Perch and Olive Perchlet.

We got to view temperature controlled holding and spawning tanks, Australian Bass fry being fed Artemia shrimp (aka ‘Sea Monkeys’), and fully grown Purple Spotted Gudgeons and Olive Perchlets. I was saddened to learn Purple Spotted Gudgeons were endangered. As a kid, I used to catch them in the creeks in the western suburbs of Brisbane and keep them in my aquarium.

After that, we were shown the nets, traps and electrofishing gear used to survey fish populations in the Murray Darling Basin and the impacts of environmental water releases on the fish populations. The research on environmental water releases helps guide better decisions on the timing and manner of environmental releases.

We also learnt about Environmental DNA (or E-DNA) sampling where water samples are pumped through a special filter to catch particles that are later subjected to DNA analysis. This method allows the detection of fish species in a waterway without the need to catch them. Other researchers can then access the samples to test for DNA from non-fish species that may be inhabiting those waterways such as turtles, lizards and birdlife.



Sean demonstrating the E-DNA sampling pump. Particles trapped in special filters are later analysed for fish DNA.

Next on the tour, we were shown some of recreational fishing research currently underway. This included monitoring of Murray Cod at Copeton Dam. Under this project, Murray Cod ranging from 700 - 1500 mm in length are fitted electronic tags to allow detection by a range of hydroacoustic monitors set up around the Dam. By understanding when and where Murray Cod move around Copeton Dam, Fisheries hopes this knowledge can be used to improve the experience of recreational anglers visiting the dam over the coming years.

Finally, I got to see an Eastern Freshwater Cod for the first time together with nesting boxes used to encourage spawning. We saw standard hexagonal nesting boxes and a new triangular design being trialled. A fun fact I learnt was, like male Emus, male Eastern Freshwater Cod will guard its newly hatched young.

For those unable to get a tour of the Grafton Fisheries Centre, the DPI also had a fisheries display and Fishcare Volunteer Allan Ekert and other DPI staff provided information and casting tuition (offering a free lure for those able to hit various targets on the casting range).

If you have not been to the Grafton Fisheries Centre, it is definitely worth a visit. If there's enough interest among those attending the Grafton Bass Weekend on 20-22 October 2023, we could make inquiries to see if we can organise another tour of the Centre.



A couple of the hydroacoustic monitors used to detect the electronic tags fitted to Murray Cod in Copeton Dam.



Some of the rearing tanks at the Grafton Fisheries Centre.



One of DPI's ten electro-fishing boats.



A couple of the nesting boxes used for breeding of Eastern Freshwater Cod



Allan Ekert providing casting tuition to some of the local cadets who volunteered to assist with the DPI Open Day.



The star of the Grafton Fisheries Centre was definitely Lucy, the Eastern Freshwater Cod.

Dunmore

As you may have gathered from last month's newsletter, the club outing to Dunmore was a great success. The fact that it booked out early in the year indicates it is a popular event. The Committee has decided there will be two trips to Dunmore next year in July. This will give an opportunity for twice as many members to attend. All the details will be published in the newsletter early next year so stay tuned.

In the meantime, to whet your appetite, Garry and Paul Bennett did a father and son trip to Dunmore a few weeks ago to see if it was fishing as well as our photos indicated. Here is their report:

"Paul and I spent a few days at Dunmore recently and I must say it was the best it has ever been fish-wise. I thought I'd pen a few words about Dunmore to maybe encourage some of those reluctant salties to cross the mountains in Winter for once for the fresh water experience.



We are very fortunate to have such a good fresh water fishery so close to home. Not only can you now experience the backing-stretching spirited antics of fit rainbows just a few steps from the door of your warm cabin, but also drop a fly on a wily rising brown.



Congratulations to Cath, Rob and Peter for their much-appreciated efforts to re-introduce browns and even trial-stock brook trout. With a few redfin still in residence it is now quite possible to earn a Silver Masters in one day - not to mention the potential for a Gold Masters when the brookies mature.

It's hard to think of a better way to spend a few cold winter days when things are quiet on the coast. There's easy access to a number of dams and this gets better on each visit.



Yeah - I know, these are not really wild fish, but they do provide lots of opportunities to test any fly fisher's skills, not to mention a chance to experiment with a variety of both wets and dries. We will definitely be back next year."



P.S. I couldn't make it this year but I will be the first name on the list when the dates and details are announced in the February newsletter next year.

Garry and Paul

Editor

Swansea Salmon Classic

By the Editor

Murray, Tom and I set off from Coffs on the Thursday, two days before the Classic. We travelled in style in Murray's Subaru towing the second-best fishing boat in the club (I had to say that if I ever wanted to fish with Jim again 😊) The trip to Swansea was uneventful and quick due to the good roads and Murray driving to the beat of his favourite music ... heavy metal!

We arrived at the caravan park at lunchtime. The weather was perfect and the lake looked like a millpond. After unhitching the boat trailer, we set off to Toukley to visit Brett and Cherie's fly fishing shop. We figured if we were this close, we might as well do a bit of retail therapy. After all, the weather was almost too good to go fishing and tomorrow it was going to be the same ... so we thought.



You haven't seen a fly shop until you visit BWCflies. Tucked away in the back blocks of Toukley, Brett and Cherie have managed to cram a huge selection of fly fishing gear into a small space where you can see and touch just about every product you have dreamt of buying. They stock a range of fly tying materials for fresh and saltwater flies in just about any brand, colour or size you might be looking for. And if you didn't want to tie flies you could buy them. They had rods and reels that I didn't dare look at (*I don't need another fly rod!, I don't need another fly rod!, I don't need another fly rod!*) and a whole range of

apparel that you could try before you buy. I know this is starting sound like an advertorial for BWCflies but they are another of our club's supporters and they looked after us on our visit. If you can't make it to their shop, you can find them online at bwcflies.com.au.

Back at Swansea we bought our groceries and headed to the caravan park to setup the boat and rig up our gear ready for an early start the next morning. Later that night Mick and Sharon arrived and set up their camp. Mick was towing his boat and as Sharon had decided to not fish the next day, I was invited to fish with him in the third best boat in the club.

That first day didn't start too badly and the wind and rain took some time to build up. The first hour was almost perfect with a slight ripple and the electric motor working hard enough to keep us spotlocked on a section of the channel where we were sure the salmon would appear. With the sun appearing above the horizon, we were filled with anticipation that it was going to happen



... and it did for Tom.



I changed my mind about Mick's boat when the weather quickly deteriorated that first day. Instead of a millpond we had a washing machine. Winds were gusting to 60km and we had to cover up to keep out the rain and cold. In our boat, which is now the second-best boat in the club, we punched through the white caps and stayed dry managing to find a fish each.



While we were catching fish at one end of the channel, Murray and Tom were visiting the coffee shop. They were rewarded with a warm drink and a spell from being rocked about in the boat. This clever plan saw them in the right place for a school of salmon to show themselves near the road bridge. Murray hooked the biggest salmon he had ever seen in the lake but unfortunately it shook the hook but not before some spectacular jumps and drag pulling runs. Murray grew up fishing Lake Macquarie and when he says it was the biggest salmon he had ever seen there you have to believe it was a BIG fish.

With the salmon hard to find and no sign of the wind abating, we decided to end the day early and head back to the caravan park. That night we dined at the Swansea RSL Club where I had salmon patties to get my revenge on the fish that were proving difficult to find.

Saturday was the main day of the Salmon Classic and most of the boats that had remained on their trailers on Friday headed for the water ... albeit well after our pre-dawn start.

The day started well with clear skies and no strong wind warning. Taking advantage of the conditions, Mick and I headed for where we had caught fish the day before and soon had a double hook-up.





As the day wore on the wind picked up again and Greg and Pip, in his brother's boat, headed for the other side of the lake in search of the salmon and calmer conditions. They were rewarded with fish on their first casts. Pip hooked and landed a salmon while Greg was busted off by another on his spinning rod.



Unfortunately, after that, the salmon proved just as elusive to find as they were in the channel and Pip and Greg retired without troubling the scorer further.

Meanwhile, back in the channel we were doing no better. We searched as far as Salts Bay without success. The occasional fish was being caught down deep but there were no birds or bust-ups to indicate where the salmon were.

With the wind and waves picking up again, we decided to head back to camp for a rest before trying later in the day. Travelling by small boat in these conditions was proving to be very wet unless you were in the second-best boat in the club. Just ask Murray who had made the mistake of letting ex-champion motor bike rider, Tom, drive his boat back. Needless to say, Murray didn't need a shower that night.



We did go out again that afternoon but it was only for casting practice. The only thing we caught was seaweed.

Saturday night we enjoyed a barbeque dinner with members of the Hunter Valley and Hasting Fly Fishing Clubs. Our hosts from the HVFFC put on a great spread of food including a delicious dessert which I only just managed to stop myself from going back for seconds. Then followed a raffle with what seemed like hundreds of prizes. I think all of our group went home with a prize. The fishing may not have been as good as in previous years but the hospitality of the Hunter Valley Fly Fishing Clubs members certainly was. We will be back.



You need a boat for the Swansea Salmon Classic. The fish move about in the channel and lake and Lake Macquarie is the largest coastal saltwater lake in the Southern Hemisphere. Without a boat your fishing options are limited. I was very fortunate not to have taken mine (the tenth best boat in the club). The weather was the worst I have experienced in the four years I have been attending and probably as bad as it gets. I'm glad Murray made the offer for me to fish with him and Tom in his boat - a much better and bigger boat than mine. But with Sharon giving up her seat for the two days, I was very fortunate to fish with Mick. Having two to a boat provided extra space for waving fly rods around in the wind and running around each other with a double hook-up. I'm sure Sharon was very disappointed not to be out in the boat being thrown around by the wind and the waves but I certainly appreciated the opportunity to take her place.

There are boats and there are BOATS. My little tinny is ideal around our local creeks and waterways but when it comes to Swansea you need a real boat. We are fortunate to have quite a few boats in the club and owners who are willing to share. Without Murray and Mick towing their boats all the way to Swansea, my boat would have been one of the ones sitting on a trailer all day because it was too rough. As for which boat is best, it's a matter of horses for courses. Every boat has its strengths and weakness and despite my flippant remarks about which one was best, they both did the job well and made our trip a success. Thank you, Murray and Mick for taking your boats. I certainly appreciated it. Thanks also to Pip's brother for sharing his boat with Greg and Pip.



I hope this brief report will encourage more members to attend next year. It's not just about the fishing but the whole package of new species to target and the comradery among those who attend. I hope that the Hunter Valley Fly Fishing Club will invite us again to the Swansea Salmon Classic.

Not Really a Fishing Report



Tom and Glenn had an early morning trip to the Clarence River recently. I didn't get to see any fish photos but I had to include this shot from Glenn of Tom loading up his fly rod and sending a cast into the cool morning air. Who needs casting lessons!



On the same morning, Jim was heading south in search of bream and anything else that would eat their flies. From all reports, they had a similar story to tell as Glenn and Tom. If you are looking for the perfect boat for fishing our local estuaries you need to talk to Jim, Murray, Mick, Glenn, Tom and probably a few others whose boats I haven't had the pleasure to fish from yet. Everyone one of them is the best boat in the club if you are lucky enough to fish from it.

Still on the subject of non-fishing reports, did you know one of our members competed at the 16th IDBF World Dragon Boat Racing Championships in Thailand last month? Congratulations to Kevin Buhler who picked up 3 silver and 3 bronze medals as part of the Australian team. Next time Kevin comes on a club outing and needs a seat in a boat I'm sure all those with dodgy outboards would love to have him on board.



Secretary Anthony has been checking out Woolgoolga Lake in readiness for the A1 Flats Fishing Workshop to be held in October. No fish to report but the omens were looking good.





What's In a Name?



The other day while looking for a parking spot in the main street of a Newcastle suburb, I saw this sign outside one of the hotels. It wasn't the cobwebs that caught my attention, it was the use of the acronym PUDO. An acronym is an abbreviation formed from the initial letters of other words and pronounced as a word. My sick sense of humour conjured up visions of drunk patrons leaving the hotel and squatting in the gutter to PUDO.

Acronyms are used primarily for the sake of efficiency, brevity, and clarity. In case the grammar police are reading this, many acronyms are really "initialisms" or "alphabetisms" because we spell them out rather than make them into words. If you say the word "pudo" it's an acronym. If you say the letters P. U. D. O. one at a time it's an initialism.

Now that I have got that out of the way you may be wondering what this has to do with fly casting. Acronyms are often used by casting instructors to convey concepts and techniques more effectively. When we give actions a name it helps establish how it is performed and assists with recall when the action needs to be repeated. However, sometimes the names and terminology used to teach the sport can hinder progress. This month I want to look at a few terms we use in fly casting and how the name can mislead and even impede learning.

When you begin fly casting the first thing you will learn is to pick up the line and put it down on the water (or grass). We use the acronym PULD to name this cast. Most instructors will start with this PULD cast and you will find it in most books and videos. PULD stands for "pick up and lay down" and being able to perform this cast well is the basis of all fly casting.

Picking up the line and laying it down sounds to be such a simple movement that you would think that everyone learns this cast very quickly. I wish it were so. Even people who have been casting for a long time have problems making this cast well. The trap that many people fall into is picking up the line and allowing the line to fall on the back cast, sometime as far as the ground.



In the eyes of many casters, this is a PULD cast. Unfortunately, in the process of picking up and laying down, the rod tip doesn't travel in a straight line and an open, inefficient loop is formed. I lay the blame for this firmly at the feet of the name PULD. If I had my way, I would call it a PUCULD cast. It's an initialism not an acronym so the name is never going to catch on but the addition of CU could make a big difference to how people view this cast. CU stand for **cast up**. The PUCULD cast involves, picking up the line, **casting up** and laying down.

The video below from Ian Pople from the Game Angling Instructors' Association, or GAIA, in the UK illustrates the PUCULD cast very well. The rod tip starts low, the line is picked up and then cast up to form a narrow loop before the forwards stroke lays the line down. Note how Ian watches his back cast to ensure he is casting up.



Control Click on the photo to view the video

Not everyone watches their back cast and so I often find myself using other ways to teach the PUCULD cast. I like to use whatever is a hand and for casting in the park I find a toilet block fits the bill (and my sick sense of humour). It forms a physical barrier so that if the line is not cast up it will be obvious to the caster. PUCULD will never work as a name for a cast but if it helps to clarify what the cast is really about it may be worth trying.



Another name we use all the time in fly casting that needs re-thinking is the roll cast. This is such a basic and important cast that many instructors will teach it first. A roll cast is just a forward cast without a back cast. It is used when you can't make a back cast because of trees or other obstructions behind or because you want to remove slack in the line before making a PUCULD cast.

The word "roll", conjures up pictures of:

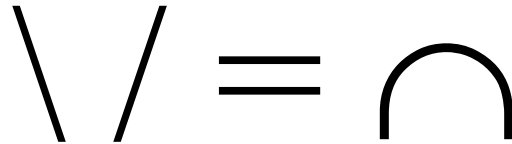


When it comes to a roll cast, everyone thinks that the rod moves in a circular motion and the line rolls out on the water. Many people have trouble learning to roll cast because of this misconception. The reality is a roll cast is made by the rod tip travelling in a straight line and stopping to form a loop that rolls through the air before laying out on the water. This loop is formed using the same essentials that must be followed to make any forward cast.

To avoid this confusion, I like to think of the roll cast as the NBC - No Back Cast. Once the word "roll" is removed it makes it easier to focus on the essential mechanics of the cast. There are a number of key points to making a NBC and rolling isn't one of them. The following video from Ben Sittig, aka The Huge Fly Fisherman, does a great job of explaining the roll cast while providing a bit of comic relief from my boring article. Control Click the video below for 3 minutes of fun.



As good as Ben's video is, there is still an element of rolling the rod in his cast. If the rod tip travels in a straight line a narrow loop can be formed and roll out over the water. The best person I have seen make a roll cast is probably Peter Hayes. Peter is a Master Casting Instructor and guide from Tasmania. Peter uses the analogy of a computer keyboard to illustrate how the rod has to travel to make narrow loops. A keyboard has a backslash and a forward slash key. When a cast is made from the angle of a backslash straight to a forward slash it will form an open and ineffective loop. When a cast is made with the rod tip tracking in a straight line for as long as possible the loop will be narrow and travel further. Getting it right is almost as difficult as saying "*backslash, backslash, backslash, backslash, forward slash.*" But if you get it right your NBC will be perfect.



The video below of Peter demonstrating his roll cast technique is rather long, but if you have the time to watch it you will see how important it is to understand that there is no "roll" in a NBC. Control Click the video below to watch.



My final gripe about names in fly casting is the term "wind knot." We all get these knots in our leaders at times. The knots weaken the line meaning if they can't be unpicked that section of leader or tippet has to be replaced. As the name suggests, the wind gets the blame for these knots and people come to accept them as a normal part of casting in the wind. But they are not. They are not normal nor are they the fault of the wind. Wind knots are formed by tailing loops and should be called "casting knots."



Casting knots are caused by the rod tip dipping down and then rising back up again during the casting stroke forming a tailing loop just like in the photo above. It's not always possible to see the movement of the rod tip but the resulting tailing loop is very visible. For the knot to form and the loop to qualify as tailing, the fly line needs to cross over itself and rise back up again. The full story on tailing loops and how to correct them is for another time, but if you don't want to get knots in your line you need to think of them as casting knots and don't blame the wind.

As kids, we all heard the saying: "sticks and stones will break my bones, but names will never hurt me." When it comes to names in fly casting I beg to differ. Some of the acronyms, initialisms and terms we use are misleading and can get in the way of learning to cast. Instructors far more qualified and knowledgeable than I, have settled on these names and I'm not going to suggest they should change. All I ask is that if you are having problems with your casting that you consider what's in a name.

Thanks to Vaughn Hagelstein who took most of the photos for this article and helped us all see what was really going on with our casts and not what we thought was happening.

Foam Flies

The theme for this month's fly tying competition is foam flies. Anything tied with foam can be entered. It is up to your imagination to come up with a pattern you think will be effective and use foam in some form or other to tie it.



Bill Anderson's Ozzie Thong Fly

If you need a little inspiration and some background information this is what ChatGPT has to say about foam flies:

Foam flies can be effective in both freshwater and saltwater fly fishing scenarios. They are particularly versatile due to their buoyancy and the wide range of insect imitations they can represent. Here's how foam flies can be used in both freshwater and saltwater environments:

Trout Fishing: *Foam flies are commonly used for trout fishing, especially in streams and rivers. They can imitate various terrestrial insects like grasshoppers, ants, and beetles. These flies are often fished on the surface during the warmer months when insects are more active.*

Warmwater Species: *Foam flies are also effective for targeting warmwater species such as bass or bream. Patterns that*

imitate frogs, mice, and other terrestrial creatures can be enticing to these species. Floating foam flies can be twitched or popped on the surface to trigger strikes.

Topwater Action: *Foam flies can create exciting topwater action in saltwater as well. Popper-style foam flies can attract species like queenfish, trevally, kingfish, and jacks. The popping action can mimic fleeing baitfish and trigger aggressive strikes.*

Surface Feeders: *Many saltwater species are known to feed on the surface, chasing baitfish and insects. Floating foam baitfish patterns or even gurgler-style flies can imitate this behaviour and draw strikes from species like saratoga and mahi-mahi.*

Flats Fishing: *When targeting fish on shallow flats, foam flies can mimic baitfish and small prey that often come to the surface. These flies can be cast accurately to cruising fish and worked in a way that imitates natural movement.*

Remember, the success of foam flies in both freshwater and saltwater environments depends on various factors, including the specific species you're targeting, the local fishing conditions, and the prevalent insect or prey types. It's essential to research the target species and their feeding habits in the particular area you'll be fishing, as well as experiment with different retrieve techniques to find what works best.

As with any type of fly fishing, staying observant of the fish's behaviour and adapting your approach accordingly will increase your chances of success.

Chat GPT

You can find foam for tying foam flies at a variety of places, and it doesn't have to cost an arm and a leg. Not all foams are suitable for fly tying as they have different densities and textures. With the help of ChatGPT again, here are a few options to consider when looking for foam:

Fly Fishing Shops and Outdoor Stores:

Many fly fishing shops carry a selection of fly tying materials, including foam sheets specifically for tying flies. Check with MO Tackle and Outdoors to see what they have.

Online Fly Tying Retailers: There are numerous online retailers that specialize in fly tying materials. BWC Flies offer a wide range of foam sheets suitable for tying foam flies.

Craft Stores: Craft stores often have a variety of foam sheets in different colours and thicknesses that can work well for tying foam flies. Look for craft foam in the appropriate thickness and cut it into strips or shapes as needed.

Online Marketplaces: Websites like Amazon, and eBay can also be good sources for finding foam sheets suitable for tying flies. Just make sure to check the product details to ensure it's suitable for fly tying.

Fly Tying Forums and Communities: Online fly tying forums and communities can be great places to ask for recommendations and advice on where to find specific materials. Other fly tiers can often point you to reliable sources. There's a Facebook Group "[Fly Tying Material Alternatives](#)" that I find has good ideas to save money with alternative materials.


Hardware Stores: Big Box Hardware stores have a variety of foam and rubber products that can be used in fly tying. From floor mats to door seals, there's bound to be something that will work for you. If you can imagine it, they probably sell it.

When looking for foam for tying foam flies, make sure to consider the thickness, colour, and density of the foam, as these factors can affect the buoyancy and appearance of your flies. It's also a good idea to read reviews and do a bit of research before making a purchase to ensure you're getting the right type of foam for your intended fly patterns.



For our monthly fly tying night on Monday 25th September you will be required to bring your own hooks and materials. As we will be tying foam flies, the main material you will need is foam. What you tie will be up to you.

If you are looking for inspiration the video, ***A Foam Odyssey***, by Stu Tripney, an ex-Scot, New Zealand guide and fly tyer is full of ideas. I have a copy if anyone would like to borrow it. Stu's unique Scottish sense of humour will provide hours of entertainment and inspiration for tying a multitude of foam flies.



CLUB SHOP



Short sleeve dress shirt with logo.
Currently taking orders. \$45 each. \$10 postage.



The original fishing shirts made by Big Fish in Darwin. None available. We need a minimum order of 35 to get new stock. The cost would be about \$80 each.



A few Club caps in stock ... \$15 each.
Can order more if needed.



A few Club Hats in stock ... \$20 each. Can order more if needed.



Boat stickers in stock ... \$10 each. When they're gone no more will be printed.



Club Patches. None in stock but more can be ordered or better still take your garments to Nambucca T-shirts and have the logo directly embroidered for \$10.

To order from the Shop contact the Treasurer or the Secretary



HALL OF FAME

FISHING

FOUNDATION FLY MASTER

Ray Phipps
Michael Ferris
Greg Artlett
Jim Hyatt
Brian Mighell
Garry Bennett
Anthony Heiser
Rod Ryan

BRONZE FLY MASTER

Greg Artlett
Jim Hyatt
Brian Mighell
Garry Bennett
Anthony Heiser
Doug Urquhart
Ray Phipps

CASTING

FOUNDATION LEVEL

Bill Anderson Phill Stever
Greg Artlett Garry Germon
Garry Bennett
Mick Cannon
Michael Ferris
Ken Holley
David Lindsay
Brian Mighell
Stephen Mitchell
Murray Robinson
Nigel Smith
Doug Urquhart
Jim Wray
Ray Phipps
David Small
Steve Rampant
Mark Flook

BRONZE LEVEL

Greg Artlett Glenn Colquhoun
Bill Herd David Lindsay
John Starr
Greg Baxter
Ray Phipps
Doug Urquhart
Jim Wray
Mark Flook
Garry Bennett
Bill Anderson
Michael Ferris
Murray Robinson



HALL OF FAME

FISHING

SILVER FLY MASTER

Tom Clancy
Jim Wray
Glenn Colquhoun
Brian Mighell
Allan Ekert
John Starr
David Lindsay (2)
Doug Urquhart
Murray Robinson
Bill Anderson
Garry Bennett
Paul Bennett

GOLD FLY MASTER

David Lindsay
Tom Clancy
Glenn Colquhoun
Brian Mighell
Allan Ekert

CASTING

SILVER LEVEL

GOLD LEVEL

Allan Ekert

FLY TYING COMPETITION WINNERS 2023

February:	Bass Fly	Glenn Colquhoun
March:	Estuary Fly	Steve Rampant
April:	Trout Fly Dry	Doug Urquhart
May:	Trout Fly Wet	Bill Anderson
June:	Shrimp	Pip Bevan
July:	Salmon or Bread Fly	Jason Stratford
August:	Clouser	Allan Ekert
September:	Foam Fly	
October:	Carp Fly	
November:	Anything Goes Fly	

Our Supporters

These people have all helped our club in one way or another. When you are looking for products and services make sure you consider them first



Membership Fees

Membership Fees are as follows:

Adult membership \$30

Family membership \$40

Concession membership \$20

Junior membership free

Distant membership \$10

The membership year runs from 1st July to 30th June.

Membership fees will be halved if joining after December

Family membership is available for a group of two or more persons related by birth, marriage, de facto relationship or adoption who live together.

Concession membership is available to pension card holders (including disability support and aged), Centrelink and Veterans Affairs cardholders

Distant membership is available to anyone living more than 80km from Coffs Harbour.

Junior membership is available to anyone attending primary or secondary school.

Fees can be paid:

1. **In cash** or by **cheque** at the next meeting or fly tying night. (cheques made payable to Coffs Coast Fly Fishing Club Inc.

2. **By cheque** posted to:

The Secretary
Coffs Coast Fly Fishing Club
PO Box 4068
Coffs Harbour Jetty 2450



3. **Direct deposit:** Bananacoast Community Credit Union



BSB 533 000

Account Number: 02051766

Name: Coffs Coast Fly Fishing Club Inc

Reference: Your surname

When depositing, make sure you include your surname in the Reference section. e.g. **Ekert Membership**.

Club Contact Address

Our official email address is

coffscoastflyfishers@gmail.com

Our mailing address is:

The Secretary

Coffs Coast Fly Fishing Club

PO Box 4068

Coffs Harbour Jetty 2450

Electronic Contacts

We have a Coffs Coast Fly Fishing Club website which can be found at:

<http://coffscoastflyfishing.weebly.com/>.

If you find problems with the website such as broken links please email the Secretary so they can be rectified.

Our Facebook Page can be found at:

<https://www.facebook.com/coffscoastflyfishing/>

We have a **Facebook Group**. If you are on FB all you need to do is search for Coffs Coast Fly Fishers and ask to join the Group

Coffs Coast Fly Fishing Club Inc.
Membership Form

I apply for Membership or Renewal in the following membership category (*tick appropriate box*):

Adult \$30 Family \$40 Concession \$20 Junior - Free Distant \$10

Please fill all information below:

Name: _____ DOB: _____
Address: _____ Town: _____
Postcode: _____ Home Phone: _____ Mobile: _____
Email: _____
Emergency Contact: _____ Phone: _____

For Family Membership please complete the details below:

Name: _____ DOB: _____ Relationship: _____
Name: _____ DOB: _____ Relationship: _____

By signing below, you agree to abide by the Constitution, rules and safety regulations of the Club.

Signature of Applicant: _____ Date: _____

Signature of Legal Guardian if for Junior member: _____ Date: _____


The club uses photographs taken by members or of members in the newsletter, promotional materials, on the website and on our Facebook Page. If you do not want your photograph to be used, tick here.

Phone numbers and email addressed are shared by club members to co-ordinate club outings and for safety purposes. If you do not want your details shared, tick here.

This signed Membership form must be given or sent by email or post to the Club together with payment of annual Club fees. Payment can be made by cash, cheque, or direct deposit.

Post signed form and cheque to:

The Secretary
Coffs Coast Fly Fishing Club
PO Box 4068
Coffs Harbour Jetty
NSW 2450

 Bananacoast Community
Credit Union
Ltd and Police & Nurses Limited

Direct Deposit:
BSB: 533 000
Account No: 02051766
Coffs Coast Fly Fishing Club Inc
Reference: **Your surname**

Notes

Club Membership Definitions:

Concession membership is available to; Pension Cardholders (including Disability support and Aged), Centrelink and Veterans Affairs Cardholders.

A family is a group of two or more persons related by birth, marriage, de facto relationship or adoption who live together.

Junior membership is available to anyone attending primary or secondary school.

Distant membership is available to anyone living more than 80km from Coffs Harbour. Distant Members are entitled to all the benefits of club membership and are covered by public risk insurance.

Fees:

Our preferred method of payment is Direct Deposit. When making a **Direct Deposit** please ensure you include in the Reference: your **Surname** so the payment can be identified by the Club Treasurer and a receipt issued.

Fees can be paid in **Cash** or by **Cheque** at a meeting or club outing. Cheques to be made payable to **Coffs Coast Fly Fishing Club Inc.**

Completed Membership Forms:

Can be scanned and emailed to the Secretary at coffscoastflyfishers@gmail.com

Can be hand-written and handed to the Secretary at a meeting or event.

Can be posted to the Secretary at the above address.

All information supplied will be held in Club records and will only be available to financial Club members, if approved by the applicant as indicated on their Membership Form.